

OVERVIEW: SQUARE CASSETTE 110

The Square Cassette 110 system is a decorative one piece cover providing an elegant finish, compatible with S45 Roller Shade systems, Skyline tubes (1-1/2", 2") and Skyline clutches (SL10, SL15 & SL20).

Aesthetic Features

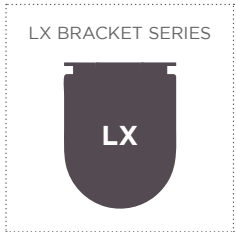
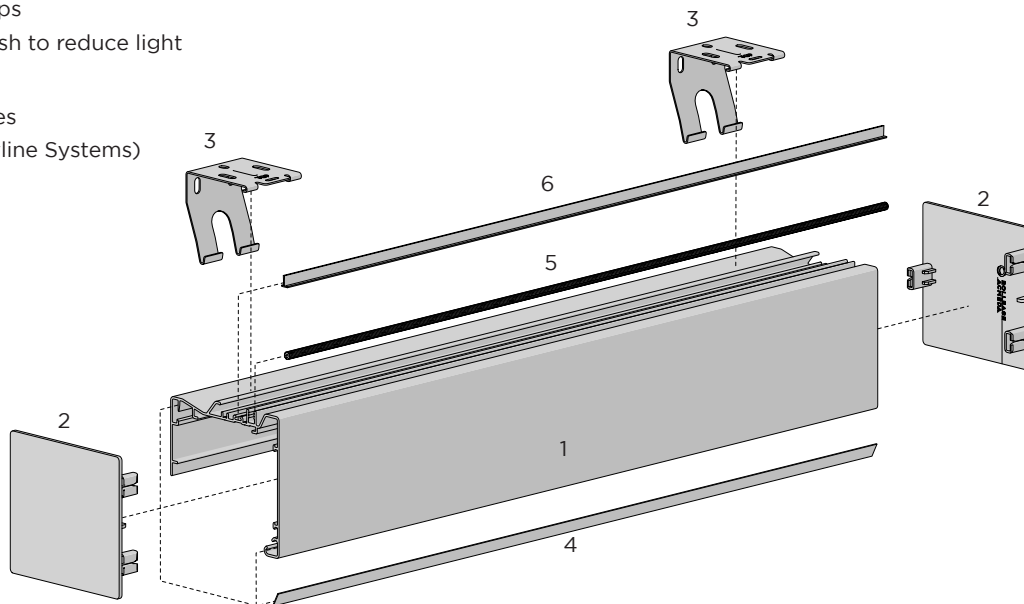
- Elegant Square Finish
- Fabric Wrap Option with Spline Function

Installation Benefits

- One piece design
- Additional bracket security
- Flush-fit color coded end-caps
- Compartment for Fabric Brush to reduce light

Functional Benefits

- Compatible with zebra shades
- Uses LX brackets (S45 & Skyline Systems)

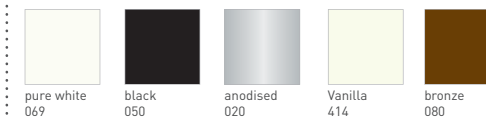


SYSTEM INDEX

1	Sq Cassette 110 Headrail 16' SB20-0504-xxx490
2	Sq Cassette 110 End Cap SB20-0503-xxx000
3	Cassette 100 & 110 Mounting Bracket SB20-0202-xxx100
4	10mm Flat Spline RB92-1003-001075 (double sided tape on both sides)
5	Round Ribbed Spline SS91-5237-050500 3.7mm (for fabrics 0.72mm [0.03"] thick or higher) SS91-5241-050500 4.1mm (for fabrics thinner than 0.72mm [0.03"])
6	Fabric Brush SB91-0012-050300

xxx= colour

COLOUR RANGE



LX BRACKET OPTIONS

LX Skyline Bracket | 40mm Proj
SL01-0306-xxx040

Easy-Lock LX Bracket | S45
RB09-0352-xxx040

Easy-Lock Gear Small LX Brackets
RB05-9359-069040

Easy-Lock LX Bracket | S45
RB40-9355-xxx040 RB09

Screw #6 x 3/8" Hex Slotted
SC6375H25

SYSTEM OPTIONS

SKYLINE/S45



CRANK GEAR



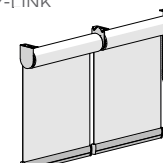
MOTORISED



ESU/ESW

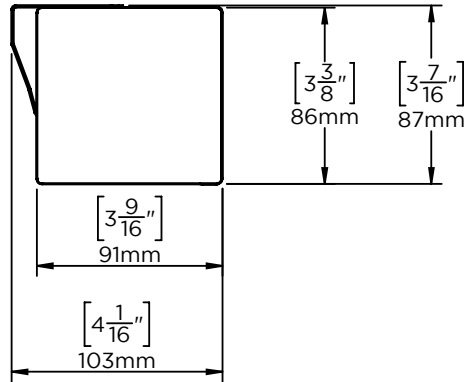


EASY-I INK

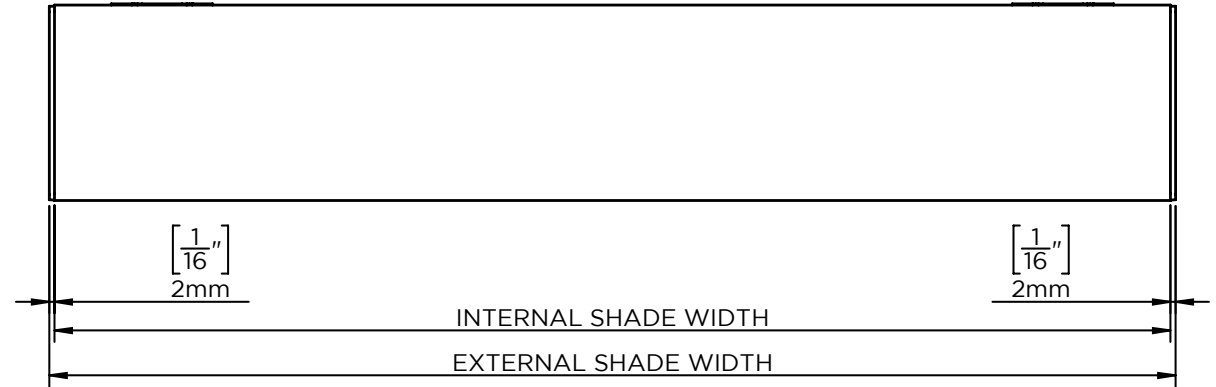


SPECIFICATIONS

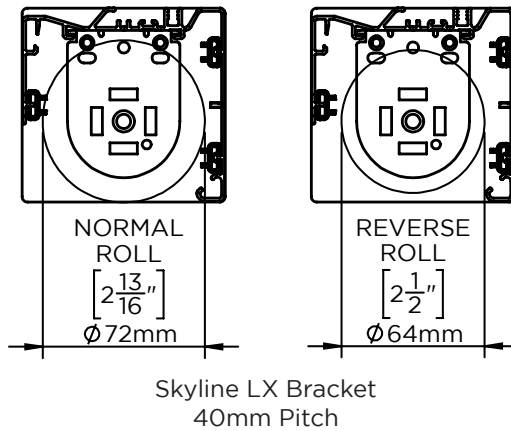
DIMENSIONS



DEDUCTIONS



MAX ROLL



SQUARE CASSETTE 110 WITH FABRIC ATTACHED

