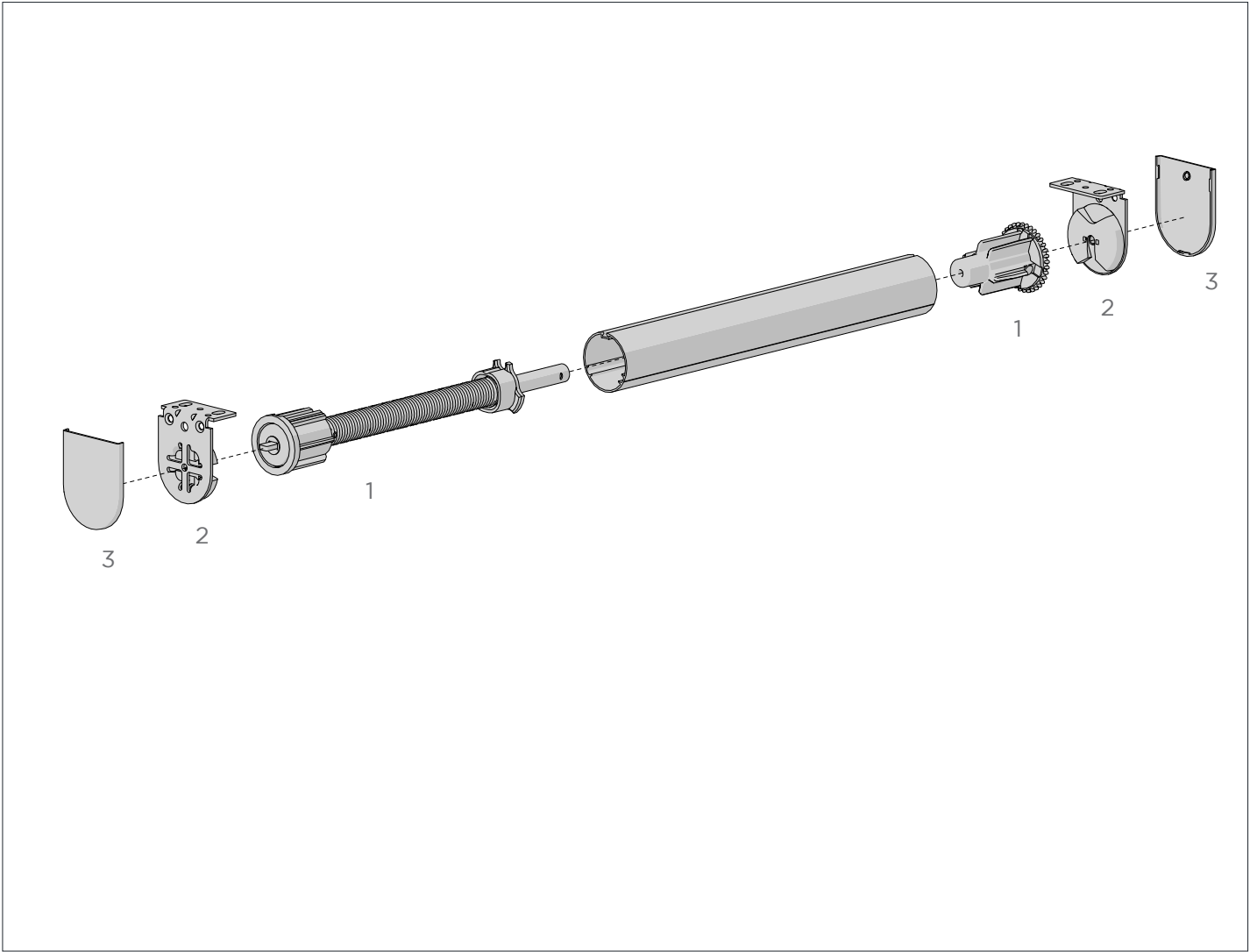


Rollers

| | | |
|------------------|---------------------------------------|-----|
| SECTION 1 | SMALL | |
| | S35 Spring Booster | 52 |
| | S35 Chain Control | 54 |
| | S35 Motorised Automate™ Wirefree | 56 |
| SECTION 2 | MEDIUM | |
| | S40/45 Spring Booster | 58 |
| | Easy Spring Air | 60 |
| | Easy Spring Ultra | 62 |
| | Easy Spring Wand | 64 |
| | S40/45 RB08 Chain Control | 66 |
| | S40/45 RB09 Chain Control | 70 |
| | Aero Single | 74 |
| | Aero Dual | 76 |
| | Medium SL 15-Lite | 78 |
| | Heavy Duty SL20/G200 Galaxy | 80 |
| | S40/45 Automate Wirefree | 82 |
| | S40/45 Automate E6 & M6 | 86 |
| SECTION 3 | LARGE | |
| | S60 RB10 Chain Control | 90 |
| | S60 Motorised Automate™ | 92 |
| SECTION 4 | SYSTEM UPGRADES | |
| | Easy-Link S40/45 | 96 |
| | Multi-Link S60 | 98 |
| | FRS Valance 100/120 | 100 |
| | P95 | 102 |
| | Internal Wire Guide | 104 |
| | Mounting Rail | 106 |
| SECTION 5 | BOTTOM RAILS & ACCESSORIES | |
| SECTION 6 | TUBES & ACCESSORIES | |
| SECTION 7 | CHAINS & ACCESSORIES | |



COLOUR RANGE



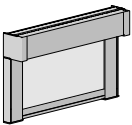
Pure white

TUBES:

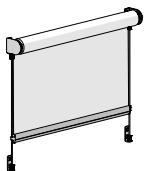
- S35 Tube

SYSTEM UPGRADES

CF CASSETTE /FASCIA 75
(for dim-out)



INTERNAL WIRE GUIDE
(for controlled stability)



STOP SPRING AC + AUTO IDLER | S35

LH only

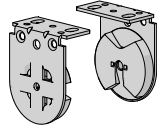
| SIZE. | Junior | Standard |
|-------|------------------|------------------|
| CODE. | RB01-3001-069000 | RB01-3002-069000 |
| PACK. | 25 200 Sets | 25 200 Sets |



COLOUR. Pure white 069 only
 USE WITH. Aluminium Tube S35, Easy-Lock Spring Installation Brackets LX

EASY-LOCK LX SPRING INSTALLATION BRACKET | S35

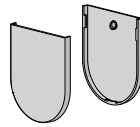
| | |
|-------|------------------|
| SIZE. | 30mm projection |
| CODE. | RB01-8346-069030 |
| PACK. | 25 250 Sets |



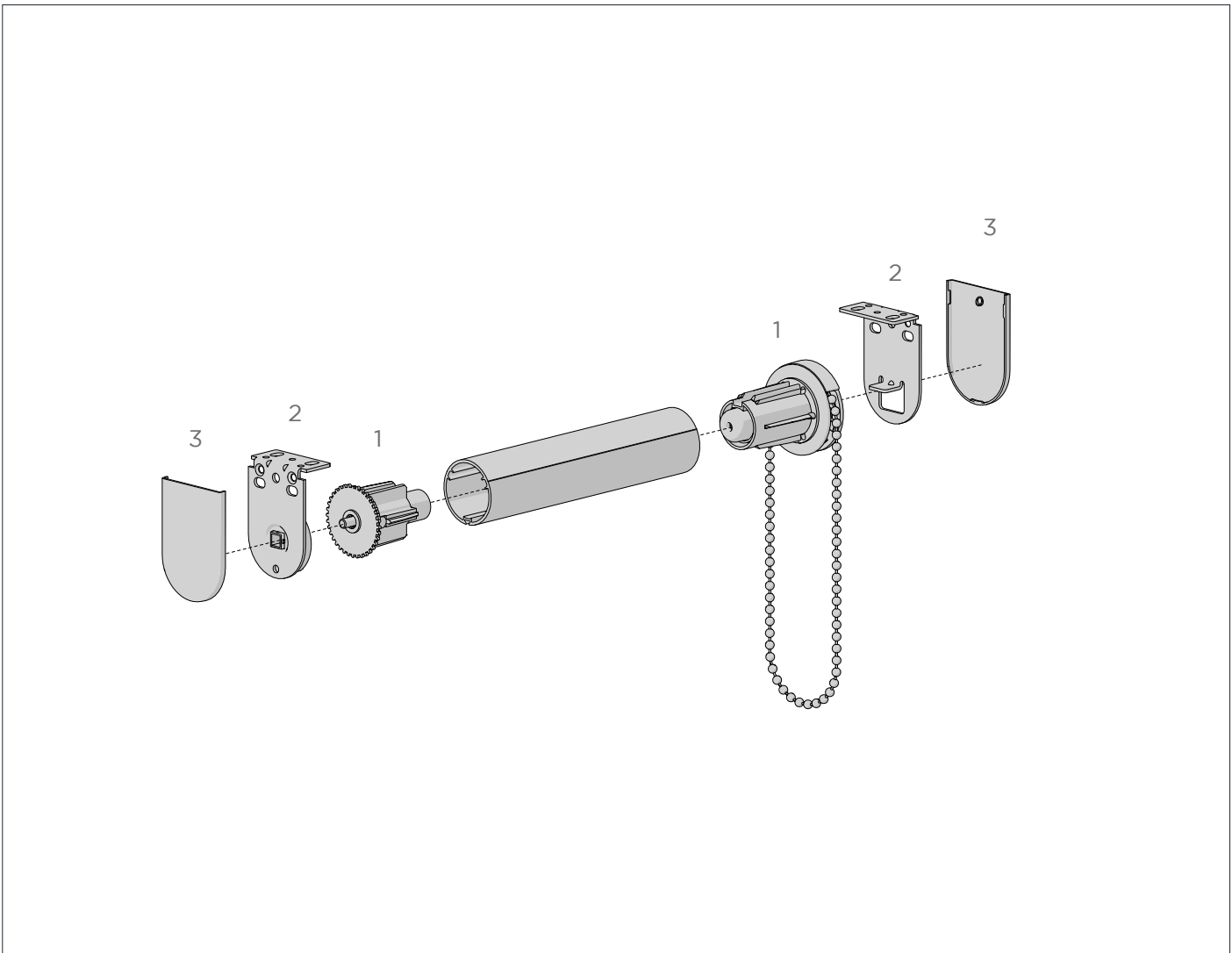
COLOUR. Pure white 069 only
 USE WITH. Spring & Auto Idler S35, Bracket Cover Caps - VX/LX

LX BRACKET COVER CAPS | S35

| | |
|-------|------------------|
| SIZE. | 30mm projection |
| CODE. | RB08-4141-xxx030 |
| PACK. | 25 2000 Pairs |



COLOUR. Black 050, pure white 069, sandstone 269, silver grey 338
 USE WITH. LX Easy-Lock Spring Installation Brackets 30mm



COLOUR RANGE



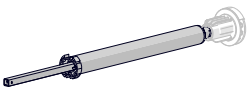
Pure white Sandstone Silver grey Black

TUBES:

- S35 Tube

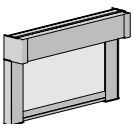
PRODUCT OPTIONS

SPRING BOOSTER
(for lighter lifting)

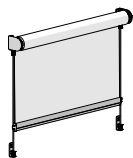


SYSTEM UPGRADES

CF CASSETTE /FASCIA 75
(for dim-out)

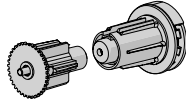


INTERNAL WIRE GUIDE
(for controlled stability)



EASY-LOCK AC MKII CHAIN WINDER & AUTO IDLER | S35

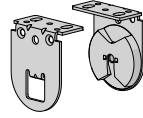
| | |
|-------|------------------|
| CODE. | RB08-3501-xxx010 |
| PACK. | 25 200 Sets |



COLOUR. Black 050, pure white 069, sandstone 269, silver grey 338
 USE WITH. Aluminium Tube S35, Easy-Lock brackets 10/30p & Spring Booster

EASY-LOCK LX INSTALLATION BRACKETS | S35
 10 / 30mm Projection [*=INDENT]

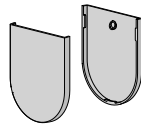
| | |
|-------|------------------|
| SIZE. | 30mm projection |
| CODE. | RB08-8345-xxx030 |
| PACK. | 25 250 Sets |



COLOUR. Black 050, pure white 069, sandstone 269, silver grey 338
 USE WITH. MKII Chain Winder & Auto Idler S35, Brkt Cover Caps - VX/LX

VX/LX BRACKET COVER CAPS | S35

| | |
|-------|------------------|
| SIZE. | 30mm projection |
| CODE. | RB08-4141-xxx030 |
| PACK. | 25 2000 Pairs |



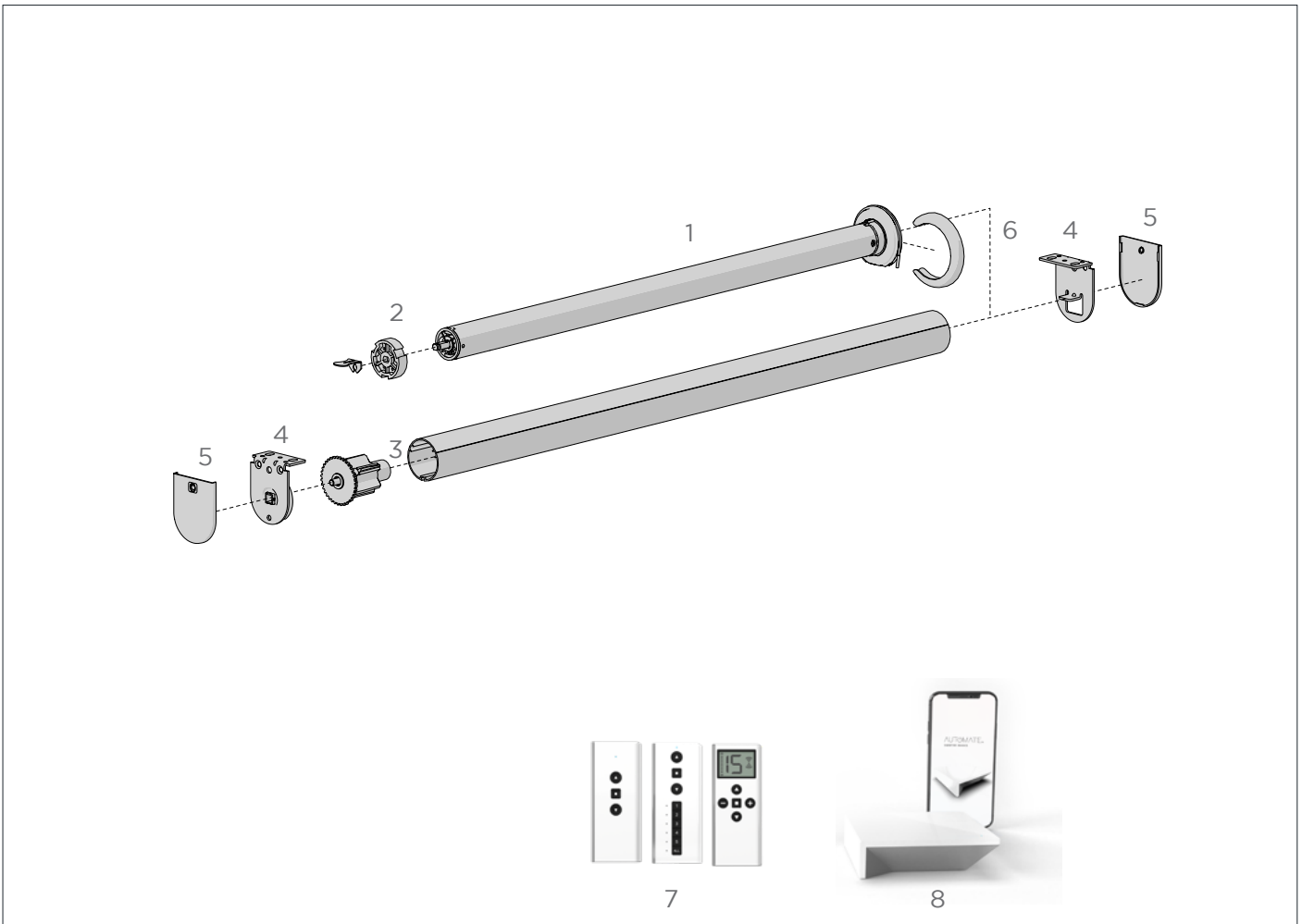
COLOUR. Black 050, pure white 069, sandstone 269, silver grey 338
 USE WITH. Easy-Lock Chain Winder Installation Brackets S35 - LX

EASY-LIFT RETRO-FIT SPRING ASSIST BOOSTER | S35
 Universal

| | |
|-------|------------------|
| CODE. | RB04-3512-069000 |
| PACK. | 1 10 Pcs |



USE WITH. Aluminium Tube S35, MKII Chain Winder S35



COLOUR RANGE



Pure white

TUBES:

- S35 Tube

PRODUCT OPTIONS

SOLAR PANEL CHARGER
(energy efficient solution)

SYSTEM UPGRADES

CF CASSETTE /FASCIA 75
(for dim-out)

INTERNAL WIRE GUIDE
(for controlled stability)

AUTOMATE | ZERO LI-ION 1.1NM MOTORS
[Ø25/5V/20RPM]

| | | |
|-------|------------------|------------------|
| TYPE. | 1.1Nm | 1.1Nm Short |
| CODE. | MT01-1325-069003 | MT01-1325-069005 |
| PACK. | 1 20 Pcs | 1 20 Pcs |



USE WITH. LX Easy-Lock Brackets - 30p, S35 Auto Idler, S35 Aluminium Tube

AUTOMATE | 5V CHARGER

| | | |
|-------|------------------|--------------------|
| TYPE. | 2A Charger | 4M USB Micro Cable |
| CODE. | MT03-0301-069011 | MT03-0301-069007 |
| PACK. | 1 100 Pcs | 1 100 Pcs |



USE WITH. Used to charge Zero Li-ion 5v Motors

SOLAR PANEL FOR 5V MOTORS

| | |
|-------|------------------|
| CODE. | MT03-0302-067002 |
| PACK. | 1 10 Set |



USE WITH. Automate Li-ion Motor

DRIVE SET 25MM MOTOR TO S35 TUBE
Drive wheel and retaining clip for 1.1Nm motor

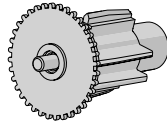
| | |
|-------|---------------|
| CODE. | MTCRDR-25-S35 |
| PACK. | 1 100 Sets |



COLOUR. Black 050 only
USE WITH. Alu. Tube S35, Automate Li-ion 1.1 Nm

EASY-LOCK AC AUTO IDLER | S35

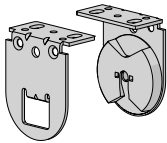
| | |
|-------|------------------|
| CODE. | RB08-0501-xxx034 |
| PACK. | 5 400 Sets |



COLOUR. Pure white 069
USE WITH. Aluminium Tube S35, Easy-Lock LX brackets 10/30p

EASY-LOCK LX INSTALLATION BRACKETS | S35
12 / 30mm Projection

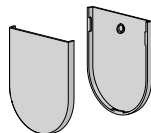
| | |
|-------|------------------|
| SIZE. | 30mm projection |
| CODE. | RB08-8346-069030 |
| PACK. | 25 250 Pairs |



COLOUR. Pure white 069
USE WITH. Auto Idler S35, Automate Li-ion Motor, Brkt Cover Caps - LX

VX/LX BRACKET COVER CAPS | S35

| | |
|-------|------------------|
| SIZE. | 30mm projection |
| CODE. | RB08-4141-xxx030 |
| PACK. | 25 2000 Pairs |



COLOUR. Black 050, pure white 069, sandstone 269, silver grey 338
USE WITH. Easy-Lock LX Installation Brackets S35

ZERO MOTOR CAP

| | |
|-------|------------------|
| CODE. | MT03-0502-xxx001 |
| PACK. | 25 1000 Pcs |



COLOUR. Black 059, White 077
USE WITH. 25mm Li-Ion Zero Motors

AUTOMATE REMOTES

One Channel, Five Channel & Fifteen Channel



| | | |
|-------|------------------|------------------|
| SIZE. | Push ONE Channel | Push 5 Channel |
| CODE. | MT02-0101-xxx010 | MT02-0101-xxx004 |
| PACK. | 1 20 Pcs | 1 100 Pcs |

| | |
|-------|------------------|
| SIZE. | Push 15 Channel |
| CODE. | MT02-0101-xxx008 |
| PACK. | 1 100 Pcs |

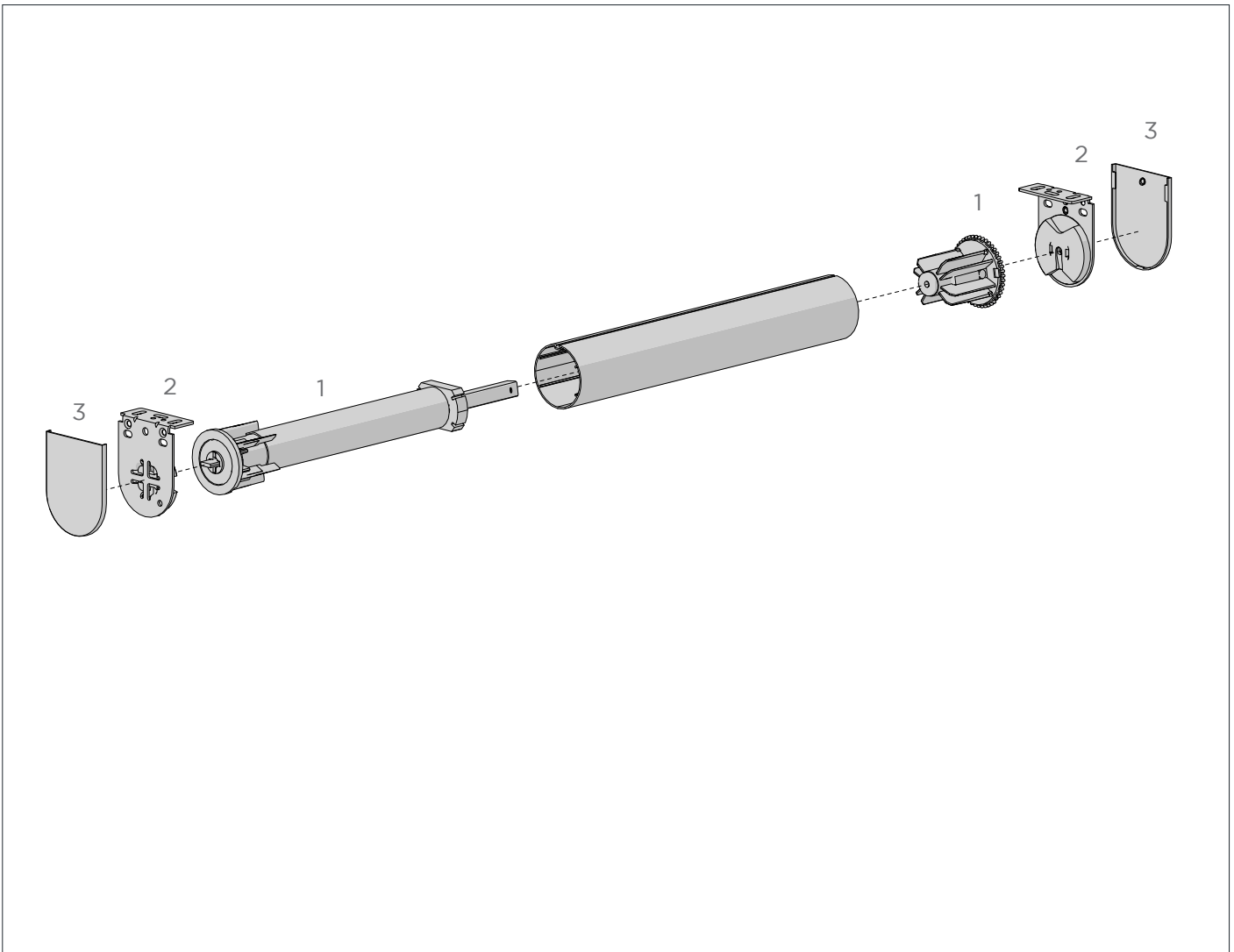
COLOUR. white 067, black 050
USE WITH. Automate Motors

AUTOMATE | PULSE 2 HUB

| | |
|-------|------------------|
| CODE. | MT02-0401-067001 |
| PACK. | 1 10 Pcs |



USE WITH. Automate Motors & Automate Pulse 2 App



COLOUR RANGE



Pure white

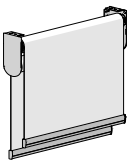
TUBES:

- S40 Tube
- S45 Tube

PRODUCT OPTIONS

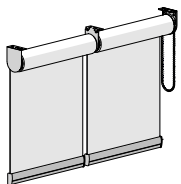
DOUBLE BRACKETS

(dual brackets for day/night blinds)

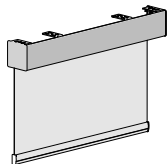


SYSTEM UPGRADES

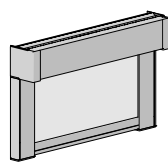
EASY-LINK™
(for wider spans)




FRS VALANCE 100 OR P95
(to conceal hardware)



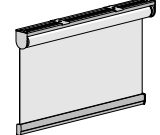
CF CASSETTE/ FASCIA 90
(for light blackout)



INTERNAL WIRE GUIDE
(for controlled stability)



MOUNTING RAIL
(for quick installation)



STOP SPRING AC + AUTO IDLER | S40
LH only

| SIZE. | Junior | Standard |
|-------|------------------|------------------|
| CODE. | RB01-4001-069000 | RB01-4002-069000 |
| PACK. | 25 200 Sets | 25 200 Sets |



COLOUR. Pure white 069 only
USE WITH. Aluminium Tube S40, Easy-Lock Spring Installation Brackets LX

STOP SPRING AC + AUTO IDLER | S45
LH only

| SIZE. | Junior | Standard |
|-------|------------------|------------------|
| CODE. | RB01-4501-069000 | RB01-4502-069000 |
| PACK. | 25 200 Sets | 25 200 Sets |



COLOUR. Pure white 069 only
USE WITH. Aluminium Tube S45, Easy-Lock Spring Installation Brackets LX

NO STOP SPRING AC & AUTO IDLER | S40
LH only INDENT

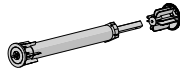
| SIZE. | Junior | Standard |
|-------|------------------|------------------|
| CODE. | RB02-4001-069000 | RB02-4002-069000 |
| PACK. | 25 200 Sets | 25 200 Sets |



COLOUR. Pure white 069 only
USE WITH. Aluminium Tube S40, Easy-Lock Spring Installation Brackets LX

NO STOP SPRING AC & AUTO IDLER | S45
LH only

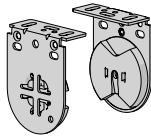
| SIZE. | Junior | Standard |
|-------|------------------|------------------|
| CODE. | RB02-4501-069000 | RB02-4502-069000 |
| PACK. | 25 200 Sets | 25 200 Sets |



COLOUR. Pure white 069 only
USE WITH. Aluminium Tube S45, Easy-Lock Spring Installation Brackets LX

EASY-LOCK LX SPRING INSTALL. BRKTS | S40/45
40mm Projection

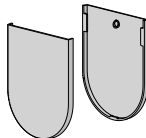
| | |
|-------|------------------|
| CODE. | RB01-8353-069040 |
| PACK. | 25 200 Sets |



COLOUR. Pure white 069 only
USE WITH. Stop/No Stop Spring & Auto Idler S40/45, Bracket Cover Caps - VX/LX

VX/LX BRACKET COVER CAPS | S40/45
40mm Projection

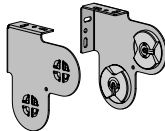
| | |
|-------|-----------------|
| SIZE. | 40mm Projection |
| CODE. | |
| PACK. | 25 1000 Pairs |



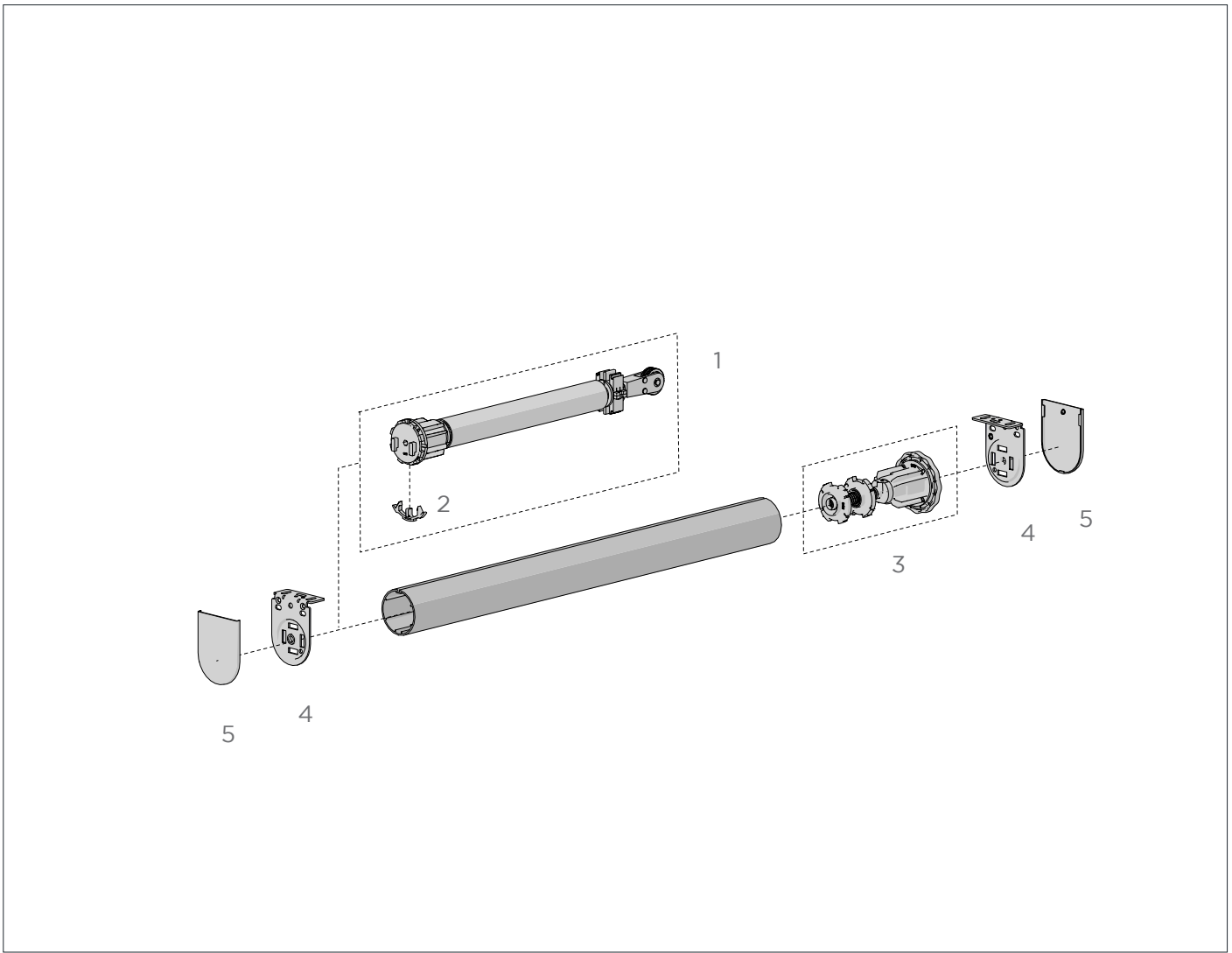
COLOUR. Black 050, pure white 069, sandstone 269, barley 283, silver grey 338
USE WITH. Easy-Lock Spring Installation Brackets - LX

EASY-LOCK SPRING DOUBLE SQUARE BRACKET | S40/45

| | |
|-------|-------------------|
| SIZE. | 122 x 122mm proj. |
| CODE. | RB01-8384-069122 |
| PACK. | 5 60 Sets |



COLOUR. Pure white 069 only
USE WITH. Stop/No Stop Spring & Auto Idler S40/45



COLOUR RANGE



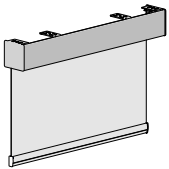
Pure white

TUBES:

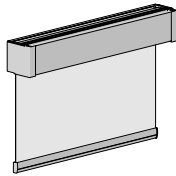
- S45 Tube

SYSTEM UPGRADES

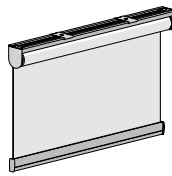
FRS VALANCE
100/120 OR P95



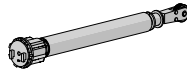
CF CASSETTE/
FASCIA 90



MOUNTING RAIL
(for quick installation)



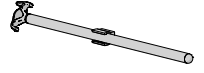
EASY SPRING AIR LH BOOSTER S45



| | | | |
|-------|----------------------|---------------------|---------------------|
| SIZE. | MINI w/Adj - S45 LH | MICRO w/Adj- S45 LH | SMALL w/Adj- S45 LH |
| CODE. | RB12-4531-xxx045 | RB12-4528-xxx045 | RB12-4529-xxx045 |
| PACK. | 10 80 Piece | 10 80 Piece | 10 80 Piece |
| SIZE. | LIGHT w/Adj - S45 LH | MED w/Adj - S45 LH | HEAVY w/Adj- S45 LH |
| CODE. | RB12-4532-xxx045 | RB12-4533-xxx045 | RB12-4534-xxx045 |
| PACK. | 10 80 Piece | 10 80 Piece | 10 80 Piece |

COLOUR. pure white 069
 USE WITH. Tension lock, LX Skyline bracket, S45 Tubes

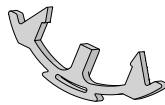
INTERNAL PULL STICK | ADJUSTABLE W/WALL CLIP



| | |
|-------|------------------|
| CODE. | RB91-2536-069000 |
| PACK. | 50 Pcs |

COLOUR. pure white 069
 USE WITH. D30 Bottom Rail

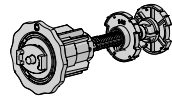
TENSION LOCK



| | |
|-------|------------------|
| CODE. | RB12-3835-503038 |
| PACK. | 50 500 Pcs |

COLOUR. Orange 503
 USE WITH. Easy Spring Air Booster

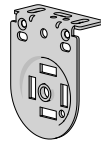
LIMITER - SINGLE STOP | UNIVERSAL S45



| | |
|-------|------------------|
| TYPE. | S45 |
| CODE. | RB12-6101-069045 |
| PACK. | 10 80 Piece |

COLOUR. Pure white 069
 USE WITH. LX Skyline Bracket, S45 Tubes

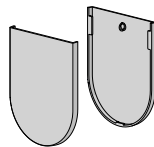
LX SKYLINE BRACKET | 40MM



| | |
|-------|------------------|
| CODE. | SL01-0306-069040 |
| PACK. | 50 200 Pcs |

COLOUR. Pure white 069
 USE WITH. Easy Spring Air Booster, Limiter, Bracket Covers

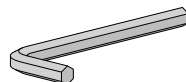
VX/LX BRACKET COVER CAPS | S40/45
 40mm Projection



| | |
|-------|------------------|
| SIZE. | 40mm Projection |
| CODE. | RB08-4151-069040 |
| PACK. | 25 1000 Pair |

COLOUR. Pure white 069
 USE WITH. LX Skyline Bracket

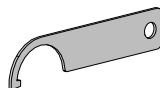
PRETENSION TOOL
 5mm Hex



| | |
|-------|------------------|
| CODE. | RB12-3836-025000 |
| PACK. | 25 50 Pcs |

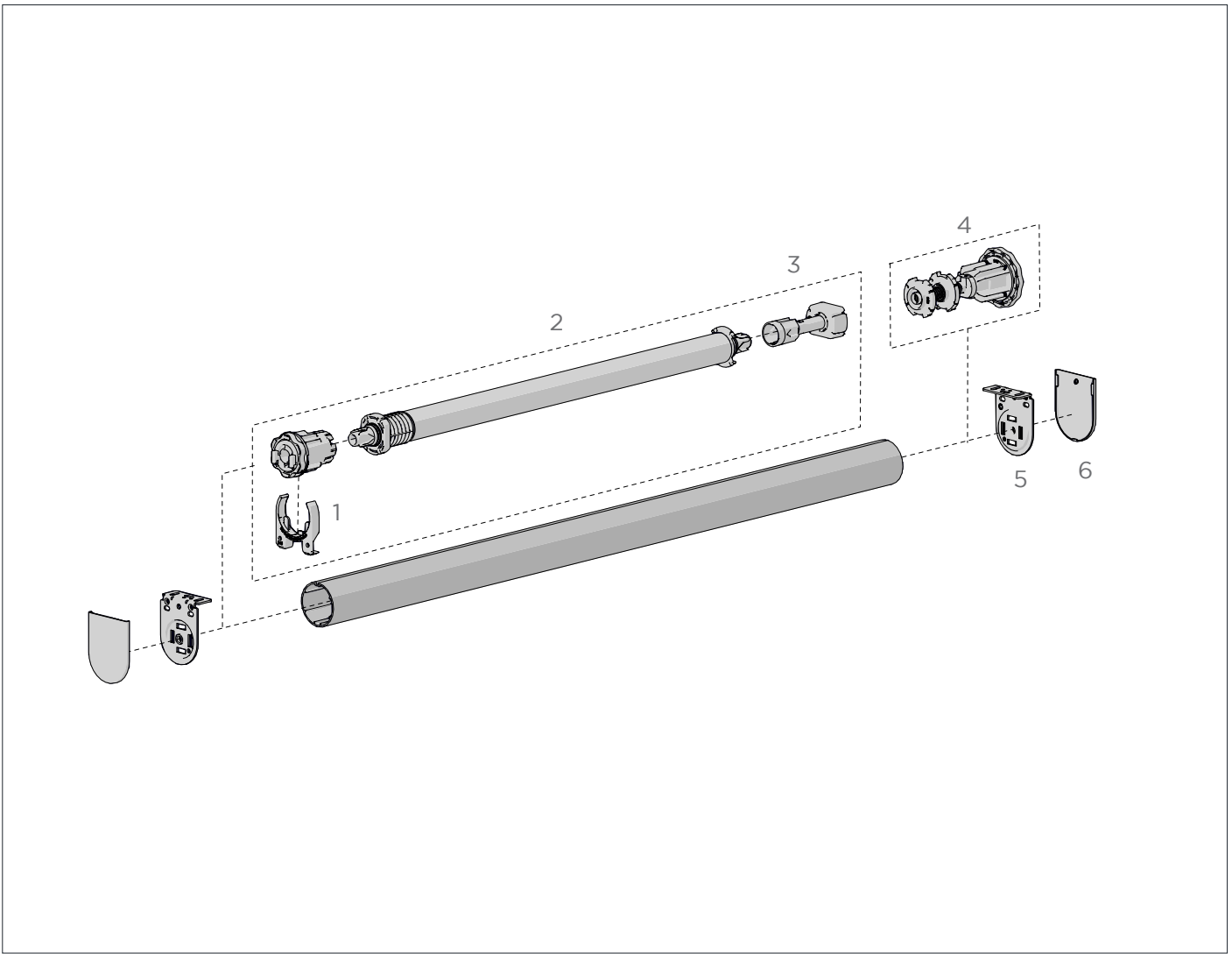
COLOUR. silver zinc plated 025
 USE WITH. Easy Spring Air Booster

SPANNER TOOL



| | |
|-------|------------------|
| CODE. | RB12-3837-025000 |
| PACK. | 25 500 Pcs |

COLOUR. silver zinc plated 025
 USE WITH. Easy Spring Air Booster



COLOUR RANGE



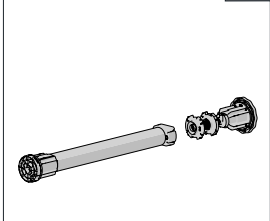
Pure white

TUBES:

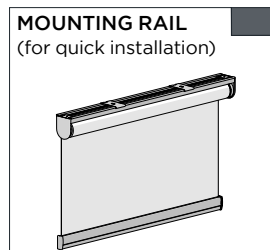
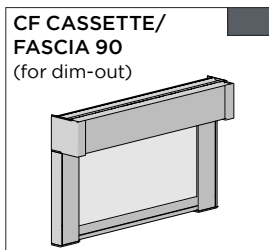
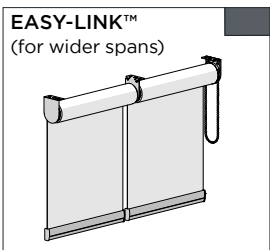
- S45 Tube

PRODUCT OPTIONS

COMPACT OPTIONS 3

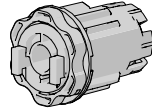


SYSTEM UPGRADES



SKYLINE SPRING CONTROL WITH TENSION ADJUST 45MM

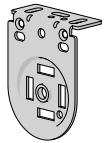
| | |
|-------|------------------|
| TYPE. | S45 |
| CODE. | RB12-4570-069045 |
| PACK. | 10 400 Pcs |



COLOUR. Pure white 069
 USE WITH. Booster Universal, LX Skyline Bracket, Aluminium Tube S45

LX SKYLINE BRACKET | 40MM

| | |
|-------|------------------|
| CODE. | SL01-0306-069040 |
| PACK. | 50 200 Pcs |



COLOUR. Pure white 069
 USE WITH. Spring Control, Compact Booster, Limiter, Bracket Covers

ESU PRE-TENSION RETAINING CLIP 45MM

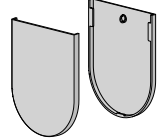
| | |
|-------|------------------|
| CODE. | RB12-4512-503045 |
| PACK. | 50 500 Pcs |



COLOUR. orange 503
 USE WITH. Spring control with tension adjust

VX/LX BRACKET COVER CAPS | S40/45
 40mm Projection

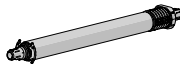
| | |
|-------|------------------|
| SIZE. | 40mm Projection |
| CODE. | RB08-4151-069040 |
| PACK. | 25 1000 Pair |



COLOUR. Pure white 069
 USE WITH. LX Skyline Bracket

BOOSTER UNIVERSAL | S45

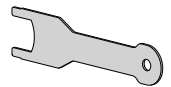
| | | |
|-------|-------------------|--------------------|
| SIZE. | Short - Sandstone | Light - White |
| CODE. | RB12-4500-269045 | RB12-4501-069045 |
| PACK. | 5 80 Pcs | 5 80 Pcs |
| SIZE. | Standard - Grey | Heavy Duty - Black |
| CODE. | RB12-4502-338045 | RB12-4503-050045 |
| PACK. | 5 80 Pcs | 5 80 Pcs |



COLOUR. Black 050, pure white 069, sandstone 269, silver grey 338
 USE WITH. Chainfree Control, S45 Soft Lift Decelerator, Aluminium Tube S45

BOOSTER PRE-TENSION TOOL

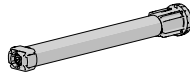
| | |
|-------|------------------|
| CODE. | RB12-4530-025000 |
| PACK. | 1 200 Pcs |



COLOUR. Silver ZINC plated 025
 USE WITH. Spring control with tension adjust, Compact Booster

COMPACT BOOSTER LH + CONTROL with Decelerator

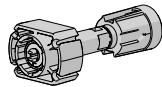
| | |
|-------|------------------|
| CODE. | RB12-4515-069045 |
| PACK. | 5 80 Pcs |



COLOUR. Pure white 069
 USE WITH. LX Skyline Bracket, Aluminium Tube S45

DECELERATOR | UNIVERSAL S45

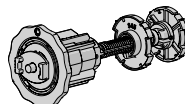
| | |
|-------|-------------------|
| TYPE. | LH Control (Blue) |
| CODE. | RB12-7111-393045 |
| PACK. | 10 80 Pcs |



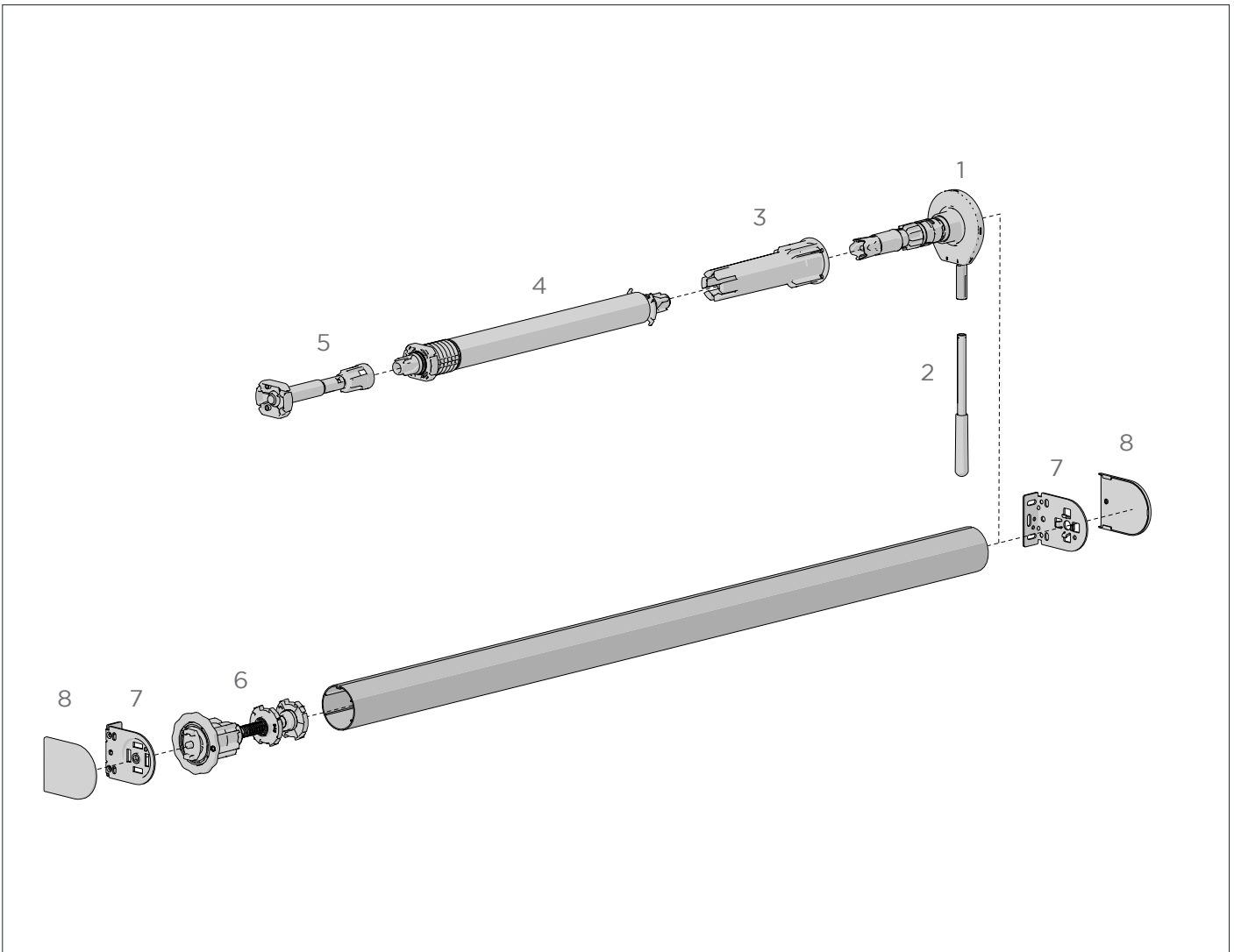
COLOUR. Blue 393
 USE WITH. Booster Universal, Aluminium Tube S45

LIMITER - SINGLE STOP | UNIVERSAL

| | | |
|-------|------------------|------------------|
| TYPE. | Standard | Compact |
| CODE. | RB12-6101-069045 | RB12-6102-069045 |
| PACK. | 10 80 Piece | 10 80 Piece |



COLOUR. Pure white 069
 USE WITH. LX Skyline Bracket, Aluminium Tube S45



COLOUR RANGE



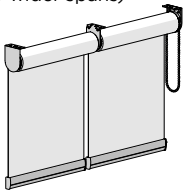
Pure white

TUBES:

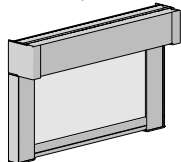
- S45 Tube

SYSTEM UPGRADES

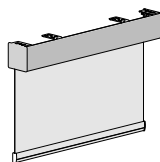
EASY-LINK™
(for wider spans)



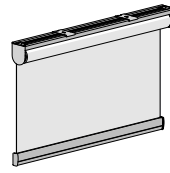
CF CASSETTE /FASCIA 90
(for dim-out)



FRS VALANCE 100 OR P95
(to conceal hardware)

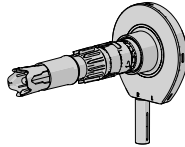


MOUNTING RAIL
(for quick installation)



WAND CONTROL

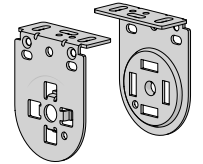
| | | |
|-------|------------------------|-----------------------|
| TYPE. | LH Control (blue tail) | RH Control (red tail) |
| CODE. | RB12-3301-069138 | RB12-3301-069238 |
| PACK. | 10 80 Pcs | 10 80 Pcs |



COLOUR. Pure white 069
 USE WITH. Booster Universal, Connector Chain Winder, Booster

S45 SKYLINE & RB12 CONTROL BRACKET SET
40mm

| | |
|-------|------------------|
| CODE. | RB12-2503-xxx140 |
| PACK. | 10 200 Set |



COLOUR. Pure white 069
 USE WITH. Wand Control S45 & Limiter S45 Bracket Covers

WAND

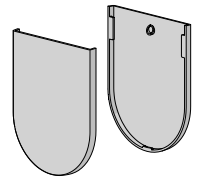
| | |
|-------|------------------|
| CODE. | RB12-9001-069090 |
| PACK. | 10 80 Pcs |



COLOUR. Pure white 069
 USE WITH. Wand Control

VX/LX BRACKET COVER CAPS | S40/45
40mm Projection

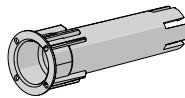
| | |
|-------|------------------|
| SIZE. | 40mm Projection |
| CODE. | RB08-4151-xxx040 |
| PACK. | 25 1000 Pairs |



COLOUR. Pure white 069
 USE WITH. S45 Skyline & RB12 Control Bracket Set

CONNECTOR CHAIN WINDER/BOOSTER

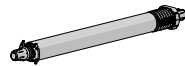
| | |
|-------|------------------|
| TYPE. | S45 |
| CODE. | RB12-4510-069045 |
| PACK. | 10 200 Pcs |



COLOUR. Pure white 069
 USE WITH. Wand Control, Booster Universal, Aluminium Tube S45

BOOSTER UNIVERSAL | S45

| | | |
|-------|-------------------|------------------|
| SIZE. | Short - Sandstone | Light - White |
| CODE. | RB12-4500-269045 | RB12-4501-069045 |
| PACK. | 5 80 Pcs | 5 80 Pcs |

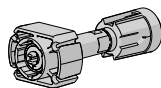


| | | |
|-------|------------------|--------------------|
| SIZE. | Standard - Grey | Heavy Duty - Black |
| CODE. | RB12-4502-338045 | RB12-4503-050045 |
| PACK. | 5 80 Pcs | 5 80 Pcs |

COLOUR. Black 050, pure white 069, sandstone 269, silver grey 338
 USE WITH. Wand Control, Connector, Soft Lift Decelerator, Aluminium Tube S45

DECELERATOR | UNIVERSAL S45

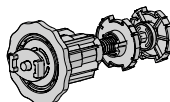
| | | |
|-------|-------------------|------------------|
| TYPE. | LH Control (Blue) | RH Control (Red) |
| CODE. | RB12-7111-393045 | RB12-7112-190045 |
| PACK. | 10 80 Pcs | 10 80 Pcs |



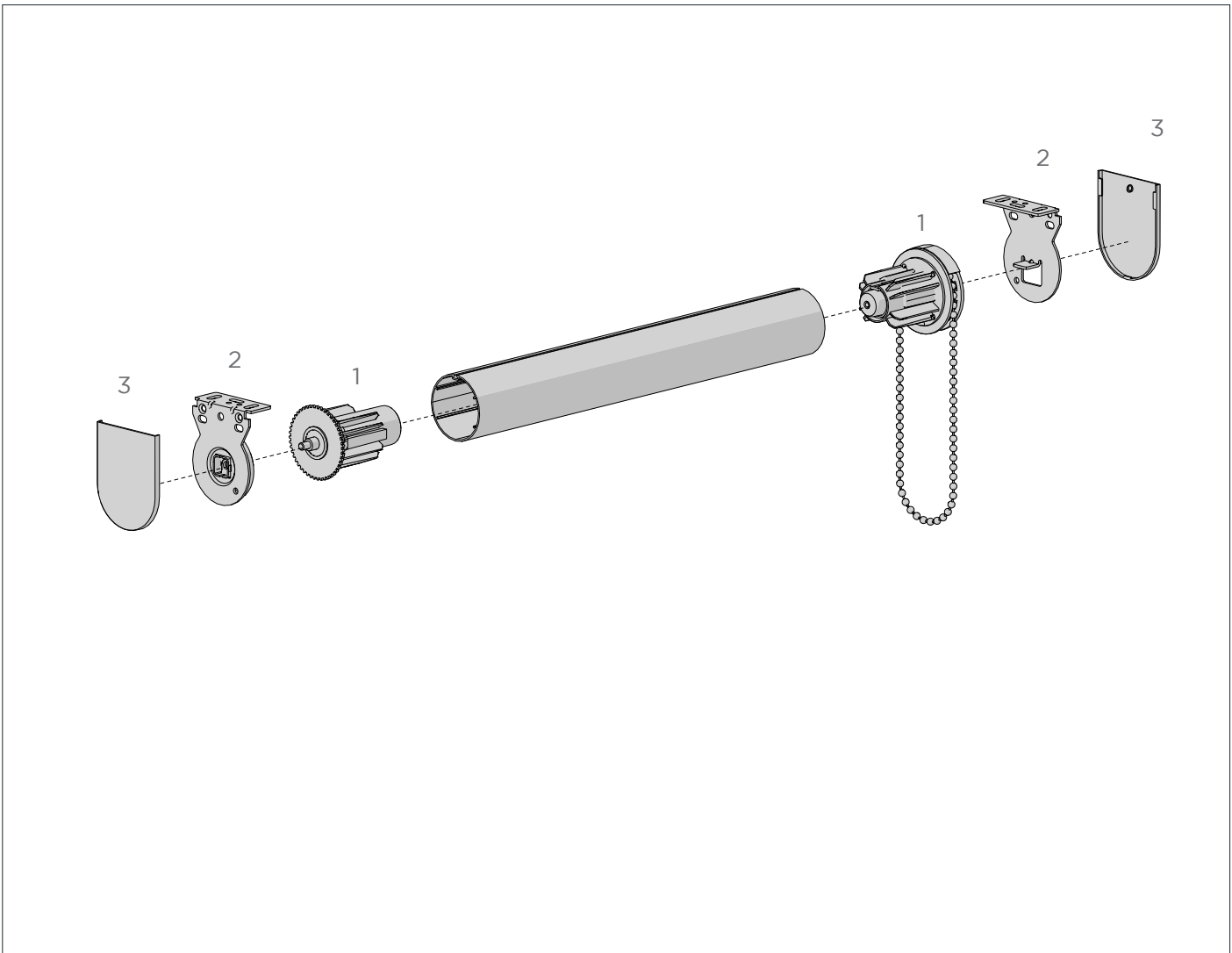
COLOUR. Blue 393, red 190
 USE WITH. Booster Universal, Aluminium Tube S45

LIMITER - SINGLE STOP | UNIVERSAL COMPACT S45

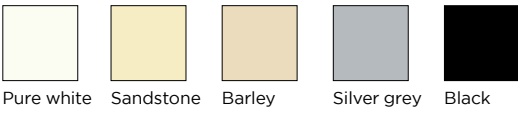
| | | |
|-------|------------------|------------------|
| TYPE. | RB12-6102-069045 | Standard |
| CODE. | RB12-6102-069045 | RB12-6101-xxx045 |
| PACK. | 10 80 Pcs | 10 80 Piece |



COLOUR. Pure white 069
 USE WITH. Single Stop Limiter LX Bracket, Aluminium Tube S45



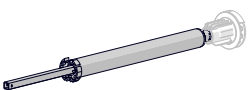
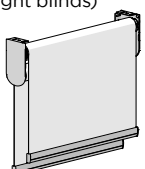
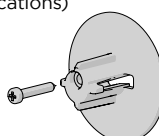
COLOUR RANGE



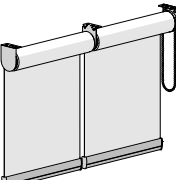
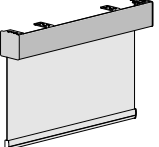
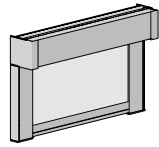
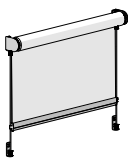
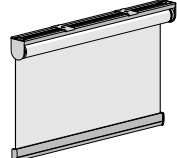
TUBES:

- S40 Tube
- S45 Tube

PRODUCT OPTIONS

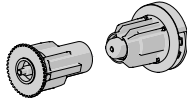
| | | |
|---|--|--|
| <p>SPRING BOOSTER (for lighter lifting)</p>  | <p>DOUBLE BRACKETS (dual brackets for day/night blinds)</p>  | <p>HD BRACKET ADAPTOR (For Commercial applications)</p>  |
|---|--|--|

SYSTEM UPGRADES

| | | | | |
|--|--|--|---|--|
| <p>EASY-LINK™ (for wider spans)</p>  | <p>FRS VALANCE OR P95 (to conceal hardware)</p>  | <p>CF CASSETTE /FASCIA 90 (for dim-out)</p>  | <p>INTERNAL WIRE GUIDE (for controlled stability)</p>  | <p>MOUNTING RAIL (for quick installation)</p>  |
|--|--|--|---|--|

RB08 MKII EASY-LOCK CHAIN WIND. & EXTEND. IDLER

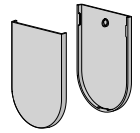
| | | |
|-------|------------------|------------------|
| SIZE. | S40 | S45 |
| CODE. | RB08-4002-xxx000 | RB08-4502-xxx000 |
| PACK. | 25 200 Sets | 25 200 Sets |



COLOUR. Black 050, pure white 069, sandstone 269, silver grey 338, barley 283
 USE WITH. instal. Brackets, Alu. Tube S40/45, Combo brackets

AX BRACKET COVER CAPS | S40/S45
40mm Projection

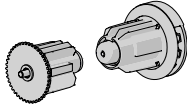
| | |
|-------|------------------|
| TYPE. | all colours |
| CODE. | RB08-4141-xxx040 |
| PACK. | 25 1500 Pairs |



COLOUR. Black 050, pure white 069, sandstone 269, barley 283, silver grey 338
 USE WITH. Easy-Lock Installation Brackets - AX

RB08 MKI EASY-LOCK CHAIN WINDER & AUTO IDLER

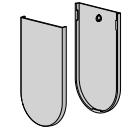
| | | |
|-------|------------------|------------------|
| SIZE. | S40 | S45 |
| CODE. | RB08-3822-xxx000 | RB08-4322-xxx000 |
| PACK. | 25 200 Sets | 25 200 Sets |



COLOUR. Black 050, pure white 069, sandstone 269
 USE WITH. instal. Brackets, Alu. Tube S40/45, Combo brackets

AX BRACKET COVER CAPS | S40/S45
55mm Projection

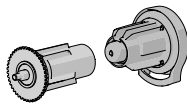
| | |
|-------|------------------|
| TYPE. | black/white |
| CODE. | RB08-4141-xxx055 |
| PACK. | 25 1000 Pairs |



COLOUR. Black 050, pure white 069
 USE WITH. Easy-Lock Installation Brackets - AX

FIXED GUIDE 70 CHAIN WINDER & EXTENDABLE IDLER
Easy-Lock

| | | |
|-------|------------------|------------------|
| TYPE. | S40 | S45 |
| CODE. | RB07-4002-xxx070 | RB07-4502-xxx070 |
| PACK. | 25 200 Sets | 25 200 Sets |



COLOUR. Black 050, pure white 069, sandstone 269, silver grey 338
 USE WITH. Installation Brackets , Alu. Tube S40/45

STANDARD EASY-LIFT RETROFIT BOOSTER | S40
Spring Assist

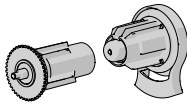
| | | |
|-------|-------------------|------------------|
| TYPE. | L/H [yellow tail] | R/H [white tail] |
| CODE. | RB04-4091-570001 | RB04-4091-069002 |
| PACK. | 5 20 Pcs | 5 20 Pcs |



COLOUR. Yellow 570, pure white 069
 USE WITH. Chain Winder & Aluminium Tube S40

FIXED GUIDE 90 CHAIN WINDER & EXTENDABLE IDLER
Easy-Lock

| | | |
|-------|------------------|------------------|
| TYPE. | S40 | S45 |
| CODE. | RB07-4002-xxx090 | RB07-4502-xxx090 |
| PACK. | 25 200 Sets | 25 200 Sets |



COLOUR. Black 050, pure white 069, sandstone 269, silver grey 338
 USE WITH. Installation Brackets, Alu. Tube S40/45

HEAVY DUTY EASY-LIFT RETROFIT BOOSTER | S40
Spring Assist

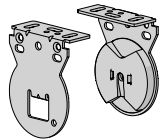
| | | |
|-------|------------------|------------------|
| TYPE. | L/H [blue tail] | R/H [grey tail] |
| CODE. | RB04-4092-393001 | RB04-4092-338002 |
| PACK. | 5 20 Pcs | 5 20 Pcs |



COLOUR. Blue 393, apo grey 340
 USE WITH. Chain Winder & Aluminium Tube S40

EASY-LOCK VX INSTALLATION BRACKET | S40/S45
40mm Projection

| | |
|-------|------------------|
| CODE. | RB08-8351-xxx040 |
| PACK. | 25 200 Sets |



COLOUR. Black 050, pure white 069, sandstone 269, barley 283, silver grey 338
 USE WITH. Easy-Lock Chain Winder & Idler S40/45, Brkt Cover Caps VX/LX

STANDARD EASY-LIFT RETROFIT BOOSTER | S45
Spring Assist

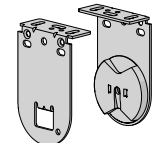
| | | |
|-------|-------------------|------------------|
| TYPE. | L/H [yellow tail] | R/H [white tail] |
| CODE. | RB04-4391-570001 | RB04-4391-069002 |
| PACK. | 5 20 Pcs | 5 20 Pcs |



COLOUR. Yellow 570, pure white 069
 USE WITH. Chain Winder & Aluminium Tube S45

EASY-LOCK LX INSTALLATION BRACKET | S40/S45
55mm Projection

| | |
|-------|------------------|
| CODE. | RB08-8353-xxx055 |
| PACK. | 25 200 Sets |



COLOUR. Black 050, pure white 069, sandstone 269, barley 283, silver grey 338
 USE WITH. Easy-Lock Chain Winder & Idler S40/45, Brkt Cover Caps VX/LX

HEAVY DUTY EASY-LIFT RETROFIT BOOSTER | S45
Spring Assist

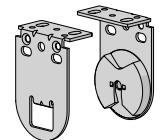
| | | |
|-------|------------------|------------------|
| TYPE. | L/H [blue tail] | R/H [grey tail] |
| CODE. | RB04-4392-393001 | RB04-4392-338002 |
| PACK. | 5 20 Pcs | 5 20 Pcs |



COLOUR. Blue 393, apo grey 340
 USE WITH. Chain Winder & Aluminium Tube S45

EASY-LOCK AX INSTALLATION BRACKET | S40/S45

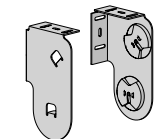
| | | |
|-------|------------------|------------------|
| SIZE. | 40mm projection | 55mm projection |
| CODE. | RB08-8314-xxx040 | RB08-8314-xxx055 |
| PACK. | 25 200 Sets | 25 200 Sets |



COLOUR. Black 050, pure white 069, sandstone 269, silver grey 338, barley 283
 USE WITH. Easy-Lock Chain Winder & Idler S40 or 45, Brkt Cover Caps - AX

SLIM PROFILE DOUBLE BRACKET - TOP FRONT
12mm tongue

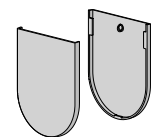
| | | |
|-------|------------------|------------------|
| TYPE. | LH control | RH control |
| CODE. | RB08-8395-xxx148 | RB08-8396-xxx148 |
| PACK. | 5 40 Sets | 5 40 Sets |



COLOUR. Black 050, pure white 069, sandstone 269, silver grey 338, barley 283
 USE WITH. RB08 Easy-Lock Chain Winder, Idler & RB07 fixed winders

VX/LX BRACKET COVER CAPS | S40/S45
40 & 55mm Projection

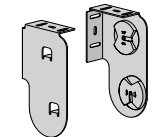
| | | |
|-------|------------------|------------------|
| SIZE. | 40mm Projection | 55mm Projection |
| CODE. | RB08-4151-xxx040 | RB08-4151-xxx055 |
| PACK. | 25 1000 Pairs | 25 1000 Pairs |



COLOUR. Black 050, pure white 069, sandstone 269, silver grey 338, barley 283
 USE WITH. Easy-Lock Chain Winder Brackets 40 & 55mm projection - VX/LX

SLIM PROFILE DOUBLE BRACKET - TOP BACK
12mm tongue

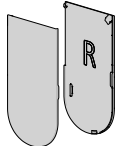
| | | |
|-------|------------------|------------------|
| TYPE. | LH control | RH control |
| CODE. | RB08-8397-xxx148 | RB08-8398-xxx148 |
| PACK. | 5 40 Sets | 5 40 Sets |



COLOUR. Black 050, pure white 069, sandstone 269, silver grey 338, barley 283
 USE WITH. RB08 Easy-Lock Chain Winder & Idler

SLIM PROFILE DOUBLE BRACKET COVER SET

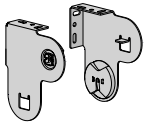
| | |
|-------|------------------|
| CODE. | RB09-8401-xxx000 |
| PACK. | 5 40 Pairs |



COLOUR. Black 050, pure white 069, sandstone 269, barley 283, silver grey 338
 USE WITH. Slim Profile Double Bracket

SLIMLINE-X DOUBLE EASY-LOCK BRACKET | S40/S45
 L/H & R/H control

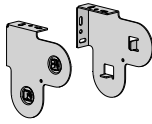
| | |
|-------|-------------------|
| SIZE. | 100 x 115mm proj. |
| CODE. | RB08-8380-xxx115 |
| PACK. | 5 60 Sets |



COLOUR. Black 050, pure white 069, sandstone 269, silver grey 338, barley 283
 USE WITH. Easy-Lock MKII Chain Winder & Auto Idler S40/45

SQUARE-X DOUBLE EASY-LOCK BRACKET | S40/S45
 Same side control

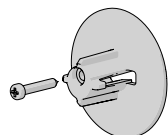
| | |
|-------|-------------------|
| SIZE. | 122 x 122mm proj. |
| CODE. | RB08-8384-xxx122 |
| PACK. | 5 60 Sets |



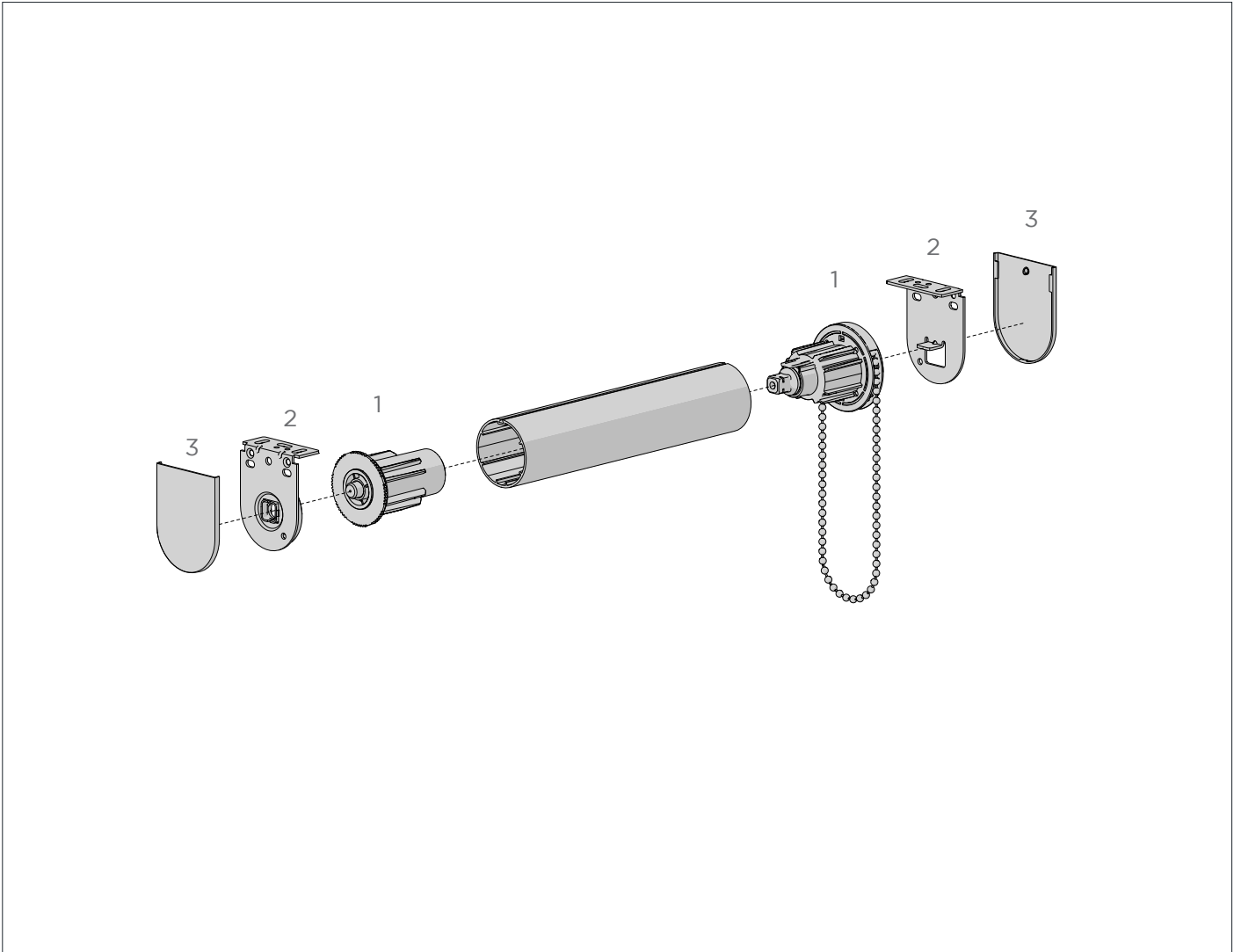
COLOUR. Black 050, pure white 069, sandstone 269, barley 283, silver grey 338
 USE WITH. Easy-Lock MKII Chain Winder & Auto Idler S40/45

MEDIUM HD BRACKET ADAPTOR + SCREW

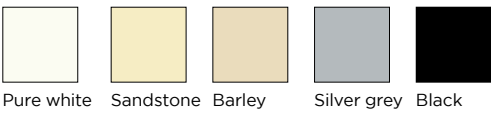
| | |
|-------|------------------|
| CODE. | RB09-0701-xxx012 |
| PACK. | 25 200 Set |



COLOUR. Black 050, pure white 069
 USE WITH. RB07/08 Chain Winders & Brackets



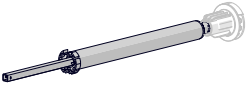
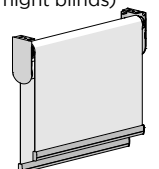
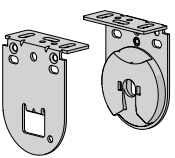
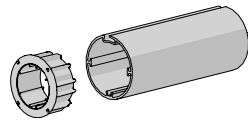
COLOUR RANGE



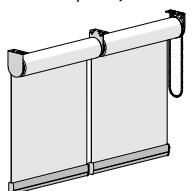
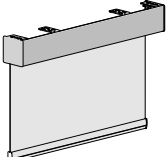
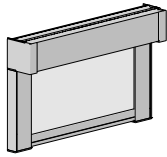
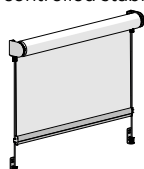
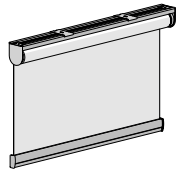
TUBES:

- S45 Tube
- S60 Tube

PRODUCT OPTIONS

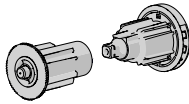
| | | | |
|---|--|---|--|
| <p>SPRING BOOSTER (for lighter lifting)</p>  | <p>DOUBLE BRACKETS (dual brackets for day/night blinds)</p>  | <p>STAINLESS STEEL LX BRACKETS</p>  | <p>S45 - S60 ADAPTOR</p>  |
|---|--|---|--|

SYSTEM UPGRADES

| | | | | |
|---|--|--|---|--|
| <p>EASY-LINK™ (for wider spans)</p>  | <p>FRS VALANCE 100 OR P95 (to conceal hardware)</p>  | <p>CF CASSETTE /FASCIA 90 (for dim-out)</p>  | <p>INTERNAL WIRE GUIDE (for controlled stability)</p>  | <p>MOUNTING RAIL (for quick installation)</p>  |
|---|--|--|---|--|

RB09 WINDER & EXTENDABLE IDLER

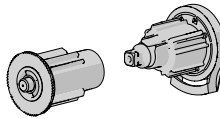
| | |
|-------|------------------|
| CODE. | RB09-4502-xxx000 |
| PACK. | 25 200 Sets |



COLOUR. Black 050, pure white 069, sandstone 269, silver grey 338, barley 283
 USE WITH. Easy-Lock Installation Brackets, S45 Alu. Tube

RB09 WINDER W/ GUIDE & EXTENDABLE IDLER

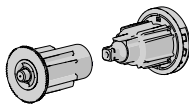
| | |
|-------|------------------|
| CODE. | RB09-4503-xxx000 |
| PACK. | 25 200 Sets |



COLOUR. Black 050, pure white 069, sandstone 269, silver grey 338, barley 283
 USE WITH. Easy-Lock Installation Brackets, Alu. Tube S45

RB09 GEARED WINDER & EXTENDABLE IDLER

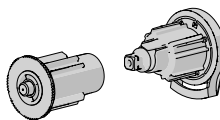
| | |
|-------|------------------|
| CODE. | RB09-1245-xxx000 |
| PACK. | 25 100 SET |



COLOUR. Black 050, pure white 069, sandstone 269, silver grey 338, barley 283
 USE WITH. Easy-Lock Installation Brackets, S45 Alu. Tube

RB09 GEARED WINDER W/ GUIDE & EXTENDABLE IDLER

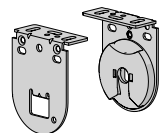
| | |
|-------|------------------|
| CODE. | RB09-1246-xxx000 |
| PACK. | 25 100 SET |



COLOUR. Black 050, pure white 069, sandstone 269, silver grey 338, barley 283
 USE WITH. Easy-Lock Installation Brackets, Alu. Tube S45

EASY-LOCK LX INSTALLATION BRACKET | S45
 40 & 55mm Projection

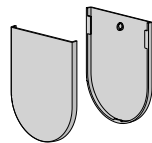
| | | |
|-------|------------------|------------------|
| TYPE. | 40mm Projection | 55mm Projection |
| CODE. | RB09-0352-xxx040 | RB09-0352-xxx055 |
| PACK. | 25 200 Sets | 25 200 Sets |



COLOUR. Black 050, pure white 069, sandstone 269, barley 283, silver grey 338
 USE WITH. RB09 Winder & Extend Idler S45, Brkt Cover Caps

VX/LX BRACKET COVER CAPS | S40/45
 40 & 55mm Projection

| | | |
|-------|------------------|------------------|
| SIZE. | 40mm Projection | 55mm Projection |
| CODE. | RB08-4151-xxx040 | RB08-4151-xxx055 |
| PACK. | 25 1000 Pairs | 25 1000 Pairs |



COLOUR. Black 050, pure white 069, sandstone 269, barley 283, silver grey 338
 USE WITH. Easy-Lock Installation Brackets 40 & 55mm projection

STANDARD EASY-LIFT RETROFIT BOOSTER | S45
 Spring Assist

| | | |
|-------|-------------------|------------------|
| TYPE. | L/H [yellow tail] | R/H [white tail] |
| CODE. | RB04-4391-570001 | RB04-4391-069002 |
| PACK. | 5 20 Pcs | 5 20 Pcs |



COLOUR. Yellow 570, pure white 069
 USE WITH. RB09 Chain Winder & Aluminium Tube S45

HEAVY DUTY EASY-LIFT RETROFIT BOOSTER | S45
 Spring Assist

| | | |
|-------|------------------|------------------|
| TYPE. | L/H [blue tail] | R/H [grey tail] |
| CODE. | RB04-4392-393001 | RB04-4392-338002 |
| PACK. | 5 20 Pcs | 5 20 Pcs |

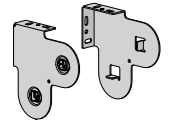


COLOUR. Blue 393, apo grey 340
 USE WITH. RB09 Chain Winder & Aluminium Tube S45

RB09 SQUARE-X DOUBLE EASY-LOCK BRACKET | S45

Same side control

| | |
|-------|-------------------|
| TYPE. | Same side - 122mm |
| CODE. | RB09-8384-xxx122 |
| PACK. | 5 60 Sets |

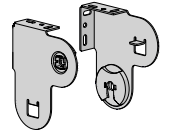


COLOUR. Black 050, pure white 069, sandstone 269, barley 283, silver grey 338
 USE WITH. RB09 Chain Winders

RB09 SLIMLINE-X DOUBLE EASY-LOCK BRACKET | S45

LH & RH control

| | |
|-------|------------------|
| TYPE. | LH & RH - 115mm |
| CODE. | RB09-8380-xxx115 |
| PACK. | 5 60 Sets |

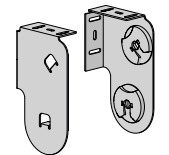


COLOUR. Black 050, pure white 069, sandstone 269, barley 283, silver grey 338
 USE WITH. RB09 Chain Winders

RB09 SLIM PROFILE DOUBLE BRACKET - TOP FRONT

12mm tongue

| | | |
|-------|------------------|------------------|
| TYPE. | LH control | RH control |
| CODE. | RB09-8395-xxx148 | RB09-8396-xxx148 |
| PACK. | 5 40 Sets | 5 40 Sets |

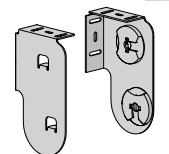


COLOUR. Black 050, pure white 069, sandstone 269, barley 283, silver grey 338
 USE WITH. RB09 Chain Winders

RB09 SLIM PROFILE DOUBLE BRACKET - TOP BACK

12mm tongue

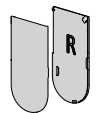
| | | |
|-------|------------------|------------------|
| TYPE. | LH control | RH control |
| CODE. | RB09-8397-xxx148 | RB09-8398-xxx148 |
| PACK. | 5 40 Sets | 5 40 Sets |



COLOUR. Black 050, pure white 069, sandstone 269, barley 283, silver grey 338
 USE WITH. RB09 Chain Winders

SLIM PROFILE DOUBLE BRACKET COVER SET

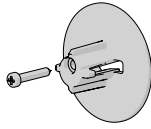
| | |
|-------|------------------|
| CODE. | RB09-8401-xxx000 |
| PACK. | 5 40 Pairs |



COLOUR. Black 050, pure white 069, sandstone 269, barley 283, silver grey 338
 USE WITH. Slim Profile Double Bracket

MEDIUM HD BRACKET ADAPTOR + SCREW

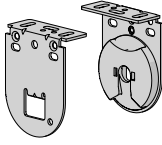
| | |
|-------|------------------|
| CODE. | RB09-0701-xxx012 |
| PACK. | 25 200 Set |



COLOUR. Black 050, pure white 069
 USE WITH. RB09 Chain Winders & Brackets

RB09 EASY-LOCK LX BKTS - 12/40MM | S45 | STAINLESS

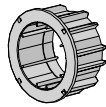
| | |
|-------|------------------|
| CODE. | RB09-0359-xxx040 |
| PACK. | 25 200 Pair |



COLOUR. Black 050, pure white 069
 USE WITH. RB09 Chain Winders, Brkt Cover Caps

S45 - S60 ADAPTOR

| | |
|-------|------------------|
| CODE. | RB09-0501-xxx060 |
| PACK. | 25 200 Pcs |



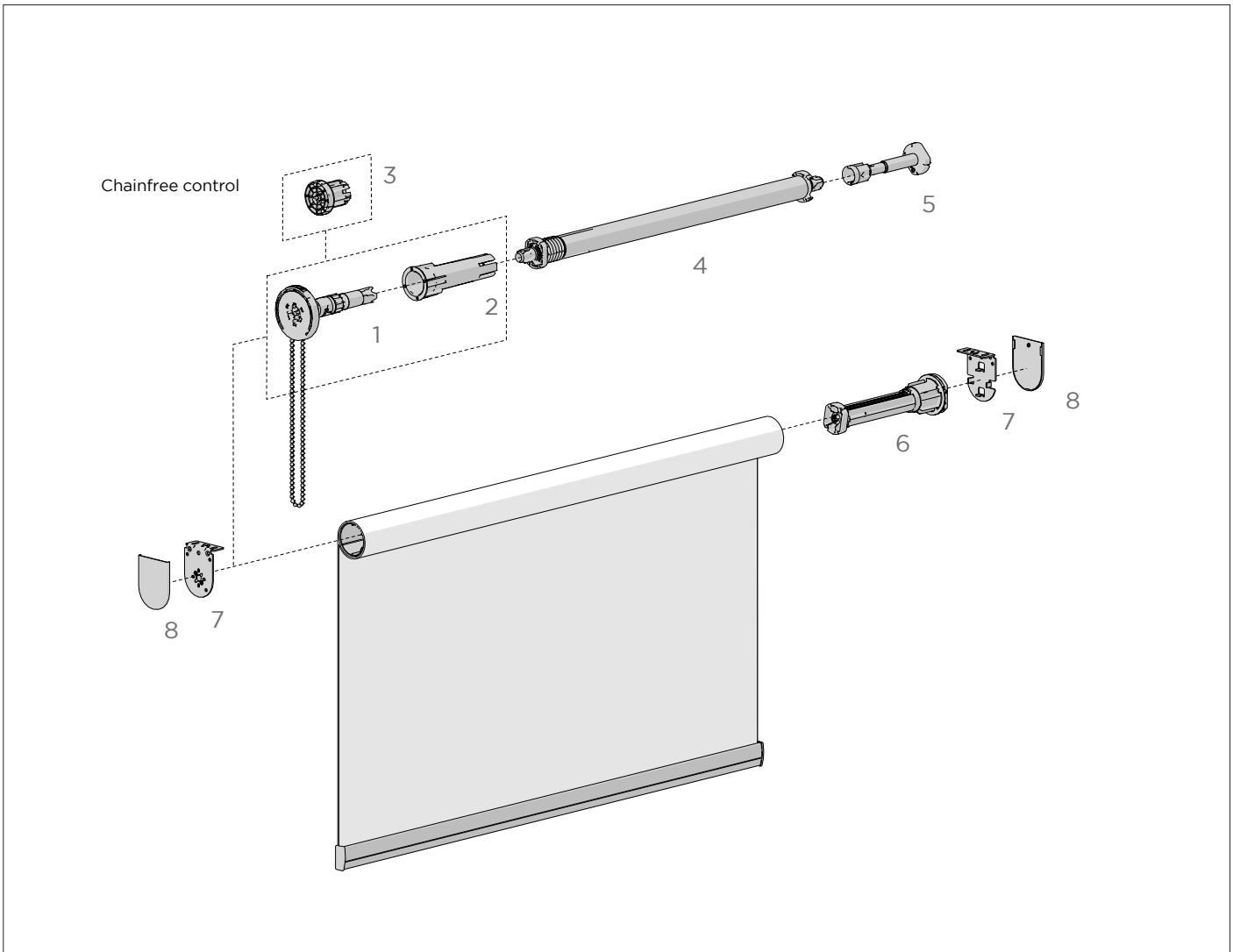
COLOUR. Black 050, pure white 069
 USE WITH. S60 Tube, RB09 Chain Control & Idler

UNIVERSAL SPRING TAIL ADAPTOR S45

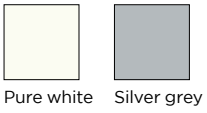
| | |
|-------|------------------|
| CODE. | SB11-0105-050045 |
| PACK. | 5 500 Piece |



COLOUR. Black 050
 USE WITH. S60 Tube, S45 Retrofit Booster



COLOUR RANGE

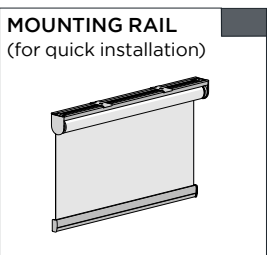
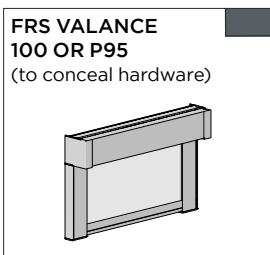
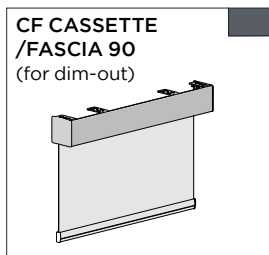
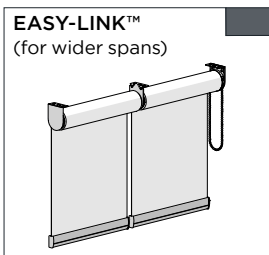


Pure white Silver grey

TUBES:

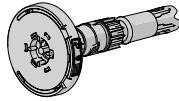
- S45 Tube

PRODUCT OPTIONS



AERO SINGLE CHAIN WINDER

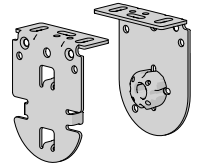
| | | |
|------|-------------------|--------------------|
| TYPE | Left hand Control | Right hand Control |
| CODE | RB12-3100-069140 | RB12-3100-069240 |
| PACK | 10 80 Pcs | 10 80 Pcs |



COLOR. Pure white 069, silver grey 338
 USE WITH. Aero connector, Aero Single Brackets

AERO SINGLE LX BRACKET
 Chain Winder/Limiter 40p

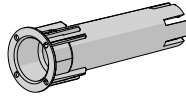
| | |
|------|------------------|
| CODE | RB12-2100-069040 |
| PACK | 10 200 sets |



COLOR. Pure white 069, silver grey 338
 USE WITH. Aero Chain Winder & Limiter Idler End

BOOSTER CONNECTOR

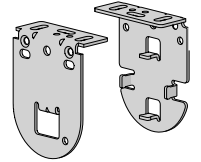
| | |
|------|------------------|
| CODE | RB12-4510-069045 |
| PACK | 10 200 Pcs |



COLOR. Pure white 069, silver grey 338
 USE WITH. Aero, Chain winder & Booster, Aluminium Tube S45

AERO SINGLE LX BRACKET
 Chainfree/Limiter 40p

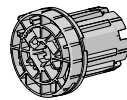
| | |
|------|------------------|
| CODE | RB12-2200-069040 |
| PACK | 10 200 sets |



COLOR. Pure white 069, silver grey 338
 USE WITH. Aero Chainfree Control & Limiter Idler End

AERO SINGLE CHAINFREE CONTROL

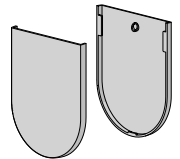
| | |
|------|------------------|
| CODE | RB12-3200-069045 |
| PACK | 10 400 Pcs |



COLOR. Pure white 069, silver grey 338
 USE WITH. Aero Single Chainfree brackets, Aero Booster Universal, Aluminium Tube S45

LX BRACKET COVER CAPS | S45
 40mm Projection

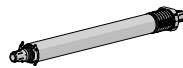
| | |
|------|------------------|
| CODE | RB08-4151-050040 |
| PACK | 25 1000 Pairs |



COLOR. Pure white 069, silver grey 338
 USE WITH. Aero Single LX Brackets 40mm projection

BOOSTER UNIVERSAL

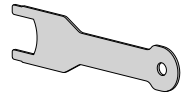
| | | |
|------|-------------------|--------------------|
| Size | Short - Sandstone | Light - White |
| CODE | RB12-4500-269045 | RB12-4501-069045 |
| PACK | 5 80 Pcs | 5 80 Pcs |
| Size | Standard - Gray | Heavy Duty - Black |
| CODE | RB12-4502-338045 | RB12-4503-050045 |
| PACK | 5 80 Pcs | 5 80 Pcs |



USE WITH. Aero connector, decelerator, Aluminium Tube S45

BOOSTER PRE-TENSION TOOL

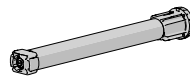
| | |
|------|------------------|
| CODE | RB12-4530-025000 |
| PACK | 1 200 Pcs |



COLOR. Zinc plated 025 only
 USE WITH. Aero Single Chainfree control, ESU chainfree control

COMPACT BOOSTER LH + CONTROL + DECELERATOR

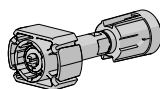
| | |
|------|------------------|
| CODE | RB12-4505-069045 |
| PACK | 1 Pcs |



COLOR. Pure white 069
 USE WITH. Aero LX bracket, Chainfree system, Aluminium Tube S45

AERO BOOSTER DECELERATOR | S45

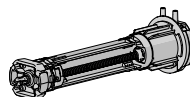
| | | |
|------|-------------------|------------------|
| TYPE | LH control (Blue) | RH control (Red) |
| CODE | RB12-7111-393045 | RB12-7112-190045 |
| PACK | 10 80 Pcs | 10 80 Pcs |



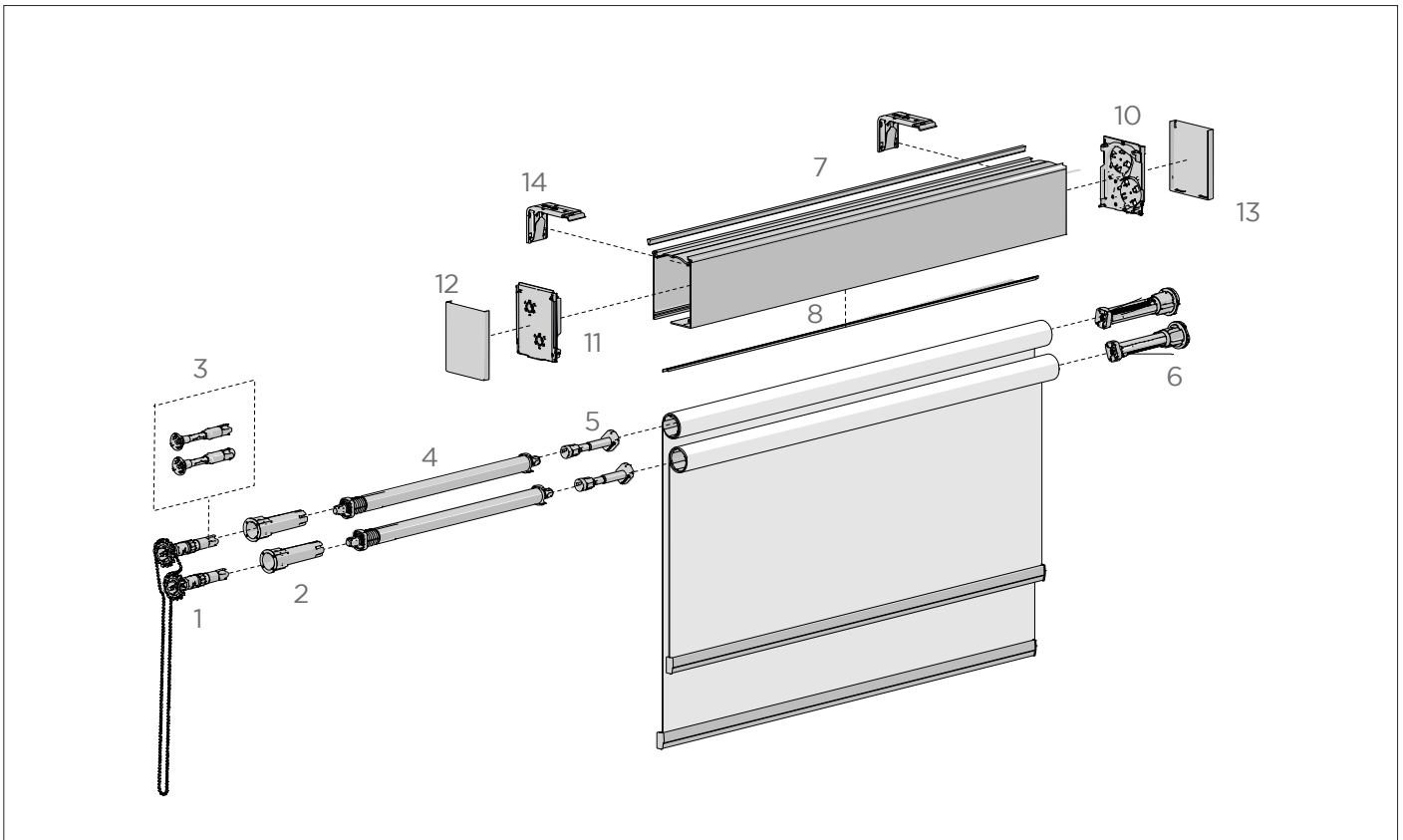
COLOR. Red 190, Blue 393
 USE WITH. RB12 universal boosters, Aluminium Tube S45

AERO LIMITER IDLER END

| | | |
|------|-------------------|--------------------|
| TYPE | LH Idle End (red) | RH Idle End (blue) |
| CODE | RB12-6001-xxx145 | RB12-6002-xxx245 |
| PACK | 5 40 Pcs | 5 40 Pcs |



COLOR. Pure white 069, silver grey 338
 USE WITH. Aero Decelerator, Aluminium Tube S45



COLOUR RANGE



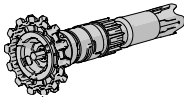
TUBES:

- S45 Tube

COMPONENTS

AERO DUAL PRETENSION CHAIN CONTROL

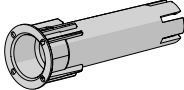
| TYPE. | LH Control (Blue) | RH Control (Red) |
|-------|-------------------|------------------|
| CODE. | RB12-3002-050140 | RB12-3002-050240 |
| PACK. | 10 80 Pcs | 10 80 Pcs |



COLOUR. Black 050
USE WITH. Aero Connector & Chain Control Bracket

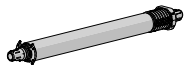
AERO CONNECTOR CHAIN WINDER/BOOSTER

| | |
|-------|------------------|
| CODE. | RB12-4510-xxx045 |
| PACK. | 10 200 Pcs |



COLOUR. Pure white 069, silver grey 338
USE WITH. Dual winder or Dual Chainfree control, Booster Universal, Aluminium Tube S45

BOOSTER UNIVERSAL



| SIZE. | Short - Sandstone | Light - White |
|-------|-------------------|------------------|
| CODE. | RB12-4500-269045 | RB12-4501-069045 |
| PACK. | 5 80 Pcs | 5 80 Pcs |

| SIZE. | Standard - Grey | Heavy Duty - Black |
|-------|------------------|--------------------|
| CODE. | RB12-4502-338045 | RB12-4503-050045 |
| PACK. | 5 80 Pcs | 5 80 Pcs |

USE WITH. Aero connector, Soft Lift Decelerator, Aluminium Tube S45

AERO DUAL PRETENSION CHAINFREE CONTROL
Universal

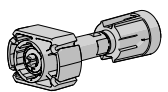
| | |
|-------|------------------|
| CODE. | RB12-5001-050040 |
| PACK. | 10 80 Pcs |



COLOUR. Black 050
USE WITH. Aero Connector & Chainfree Control Bracket

SOFT LIFT DECELERATOR | S45

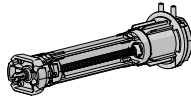
| TYPE. | LH Control (Blue) | RH Control (Red) |
|-------|-------------------|------------------|
| CODE. | RB12-7111-393045 | RB12-7112-190045 |
| PACK. | 10 80 Pcs | 10 80 Pcs |



COLOUR. Blue 393, red 190
USE WITH. Booster Universal, Aluminium Tube S45

AERO LIMITER IDLER END


| | | |
|-------|-------------------|--------------------|
| TYPE. | LH Idle End (red) | RH Idle End (blue) |
| CODE. | RB12-6001-xxx145 | RB12-6002-xxx245 |
| PACK. | 5 40 Pcs | 5 40 Pcs |



COLOUR. Pure white 069, silver grey 338
 USE WITH. Aluminum Tube S45

AERO DUAL CASSETTE CHAINFREE CONTROL BRACKET

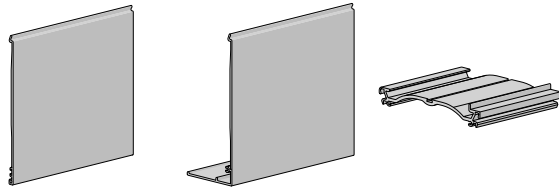
| | | |
|-------|-------------------|--------------------|
| TYPE. | Left hand control | Right hand control |
| CODE. | RB12-1003-xxx140 | RB12-1003-xxx240 |
| PACK. | 5 40 Sets | 5 40 Sets |



COLOUR. Pure white 069, silver grey 338
 USE WITH. Aero Chainfree Control, Aero Dual CasSette Chainfree/Idler Control Cap

AERO DUAL CASSETTE

5.8 m Lgths Back, Cover & Top Profiles

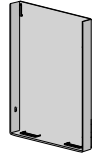


| | | | |
|-------|---------------------|----------------------|------------------|
| TYPE. | Back w/ Silent Tape | Cover w/ Silent Tape | Top |
| CODE. | RB12-0202-xxx580 | RB12-0201-xxx580 | RB12-0103-xxx580 |
| PACK. | 4 64 Lgths | 4 64Lgths | 4 64 Lgths |

COLOUR. Anodised 020, pure white 069, black 050
 USE WITH. Aero Bracket

AERO DUAL CASSETTE CHAIN CONTROL CAP

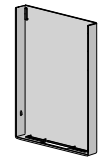
| | |
|-------|------------------|
| CODE. | RB12-1201-xxx040 |
| PACK. | 10 200 Pcs |



COLOUR. Pure white 069, silver grey 338, black 050
 USE WITH. Aero Dual Chain Control Bracket

AERO DUAL CASSETTE CHAINFREE/IDLER CONTROL CAP

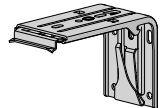
| | |
|-------|------------------|
| CODE. | RB12-1202-xxx040 |
| PACK. | 10 200 Pcs |



COLOUR. Pure white 069, silver grey 338, black 050
 USE WITH. Aero Dual CasSette Chainfree Control Bracket, Control End Bracket

AERO DUAL CASSETTE MOUNTING CLIP

| | |
|-------|------------------|
| CODE. | RB12-2001-xxx000 |
| PACK. | 10 80 Pcs |

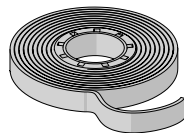


COLOUR. Zinc plated 025, pure white 069
 USE WITH. Aero Dual CasSette

SILENT TAPE

1.6mm x 9.0mm

| | |
|-------|------------------|
| CODE. | SB91-0516-050009 |
| PACK. | 45 450 Lm |

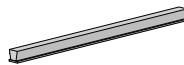


COLOUR. Black 050 only
 USE WITH. Aero Dual CasSette

AERO FABRIC BRUSH

For top cover

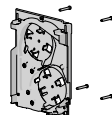
| | | |
|-------|--------------------|--------------------|
| TYPE. | For Box Back - 5mm | For Box Top - 10mm |
| CODE. | SB91-0011-xxx500 | SB91-0012-xxx300 |
| PACK. | 500 2000 Lm | 300 1200 Lm |



COLOUR. Black 050, light grey 311
 USE WITH. Aero Dual cassette (back & top)

AERO DUAL CASSETTE | IDLER END BRACKET

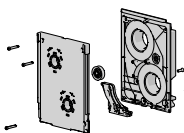
| | | |
|-------|-------------------|--------------------|
| TYPE. | Left hand control | Right hand control |
| CODE. | RB12-1002-xxx140 | RB12-1002-xxx240 |
| PACK. | 5 40 Sets | 5 40 Sets |



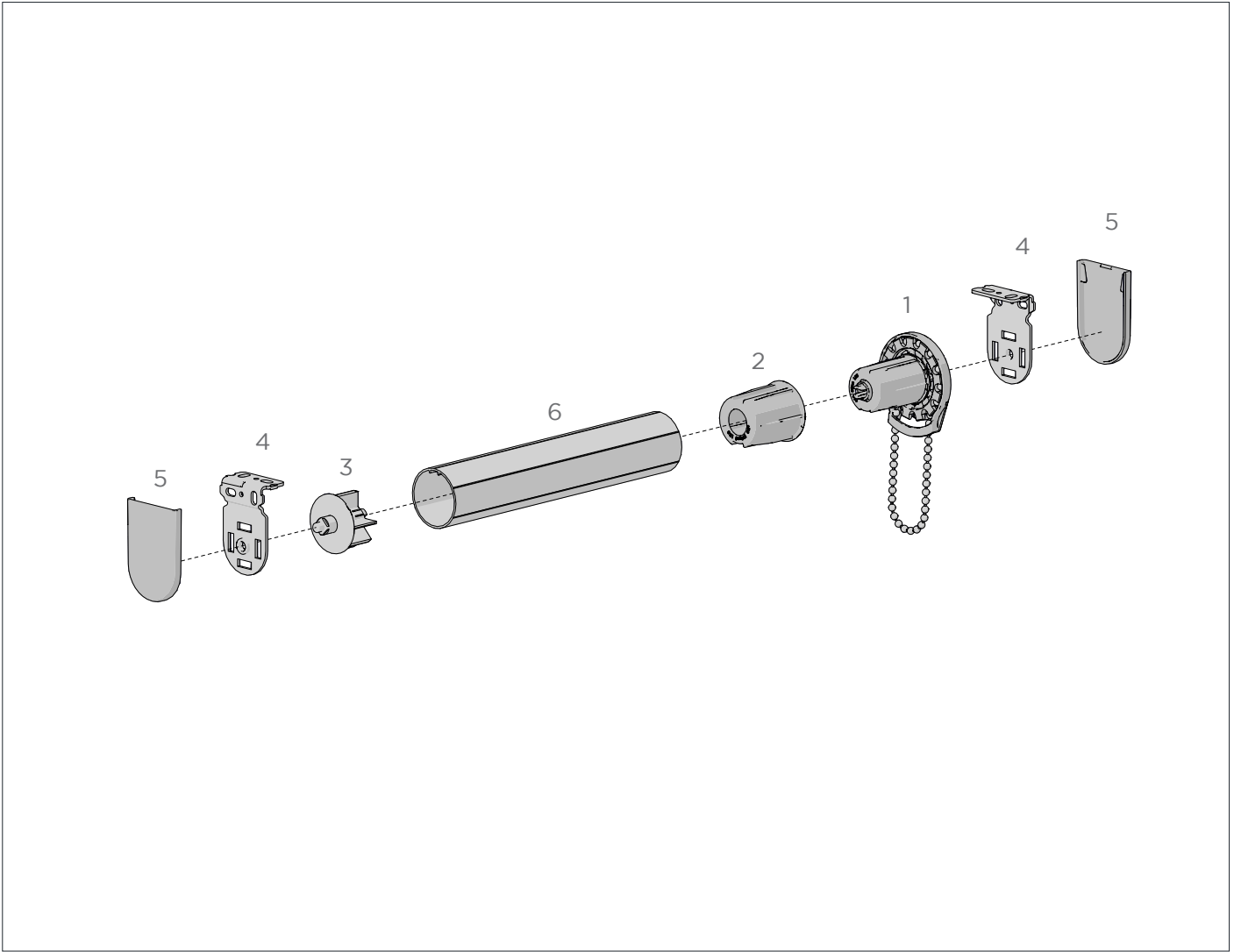
COLOUR. Pure white 069, silver grey 338
 USE WITH. Aero Limiter Idler end, Aero Dual Cassette Chainfree/Idler Control Cap

AERO DUAL | CHAIN CONTROL BRACKET


| | | |
|-------|-------------------|--------------------|
| TYPE. | Left hand control | Right hand control |
| CODE. | RB12-1001-xxx140 | RB12-1001-xxx240 |
| PACK. | 5 40 Sets | 5 40 Sets |



COLOUR. Pure white 069, silver grey 338
 USE WITH. Aero Chain Control, Aero Dual CasSette Chainfree/Idler Control Cap



COLOUR RANGE



White

Black

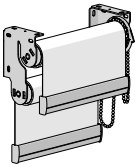
TUBES:

- 1.5" Tube
- S40 Tube
- S45 Tube

PRODUCT OPTIONS

DOUBLE BRACKETS

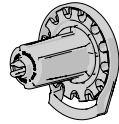
(dual brackets for day/night blinds)



SKYLINE CLUTCH | SL15-LITE | 28MM

| | |
|-------|--------------|
| CODE. | SL15H01XX-L |
| PACK. | 25 200 Pcs |

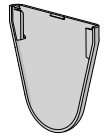
COLOUR. Black (BK), white (W)
 USE WITH. Adaptor: 38/40/43mm, Brkt: Standard/Narrow/Double: Uni./Vert./Vert Com



SKYLINE BRACKET COVER | STANDARD

| | | |
|-------|--------|--------------|
| TYPE. | 38mm | 50mm |
| CODE. | SLBCxx | SLBC680xx |
| PACK. | 1 Pcs | 50 400 Pcs |

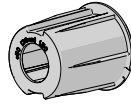
COLOUR. Black (BK), white (W)
 USE WITH. Standard Bracket



SKYLINE ADAPTOR | UNDER 15LBS | 38MM

| | |
|-------|--------------|
| CODE. | SLA53XX |
| PACK. | 25 500 Pcs |

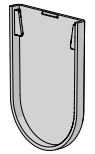
COLOUR. Black (BK), white (W)
 USE WITH. SL15 Clutch, Rollease Tube 38mm



SKYLINE BRACKET COVER | NARROW 38MM & 50MM

| | | |
|-------|--------------|--------------|
| TYPE. | 38mm | 50mm |
| CODE. | SLNBC660xx | SLNBC680xx |
| PACK. | 50 500 Pcs | 50 500 Pcs |

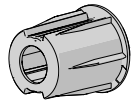
COLOUR. Black (BK), white (W)
 USE WITH. Narrow Bracket



SKYLINE ADAPTOR | UNDER 15LBS | S40/45 40/43mm

| | | |
|-------|--------------|--------------|
| TYPE. | S40 | S45 |
| CODE. | SLA40XX | SLA43XX |
| PACK. | 25 800 Pcs | 25 800 Pcs |

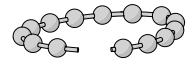
COLOUR. Black (BK), white (W)
 USE WITH. SL15 Clutch, T-Spline Alu. Tube: S40 & S45



CHAIN | DOUBLE BEAD | 150LM ROLLS #10/4.5 Double Bead | 6p/50-51 BPF

| | | |
|-------|------------------|------------------|
| TYPE. | Steel | Stainless Steel |
| CODE. | VA01-1410-024000 | VA01-1411-010000 |
| PACK. | 150 600 Lms | 150 600 Lms |

COLOUR. Steel 024, stainless steel 010
 USE WITH. SL15 Clutch

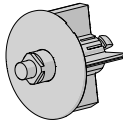


7A

SKYLINE PIN END | 38MM

| | |
|-------|--------------|
| CODE. | SLPEV653XX |
| PACK. | 25 400 Pcs |

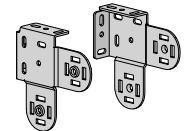
COLOUR. Black (BK), white (W)
 USE WITH. Rollease Tube 38mm, Brkt: Standard/Narrow/Double: Uni./Vert./Vert Com



SKYLINE BRACKET | DOUBLE UNIVERSAL | 38MM

| | |
|-------|----------|
| CODE. | SLDB38xx |
| PACK. | 1 Pairs |

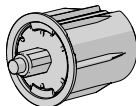
COLOUR. White (W)
 USE WITH. SL15 Clutch, Pin end: 38/40/43mm, Bracket Cover Double Universal



SKYLINE PIN END | S40/45

| | | |
|-------|--------------|--------------|
| TYPE. | S40 | S45 |
| CODE. | SLPE40XX | SLPE43XX |
| PACK. | 25 400 Pcs | 25 400 Pcs |

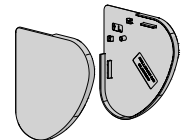
COLOUR. Black (BK), white (W)
 USE WITH. T-Spline Tube S40/45, Brkt: Standard/Narrow/Double: Uni./Vert./Vert Com



SKYLINE BRACKET COVER | DOUBLE UNIVERSAL | 38MM

| | |
|-------|-------------|
| CODE. | SLDBC38xx |
| PACK. | 4 40 Sets |

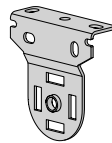
COLOUR. White (W)
 USE WITH. Double Universal Bracket



SKYLINE BRACKET | STANDARD

| | | |
|-------|----------|--------------|
| TYPE. | 38mm | 50mm |
| CODE. | SLB660xx | SLB680Rxx |
| PACK. | 50 200 | 50 200 Pcs |

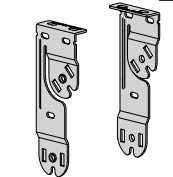
COLOUR. Black (BK), white (W)
 USE WITH. SL15 Clutch, Standard Bracket Cover



SKYLINE BRACKET | DOUBLE VERTICAL

| | |
|-------|-------------|
| CODE. | SLB660DBVW |
| PACK. | 5 40 Sets |

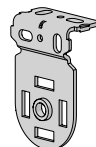
COLOUR. White (W)
 USE WITH. SL15 Clutch, Pin end: 38/40/43mm



SKYLINE BRACKET | NARROW

| | | |
|-------|--------------|--------------|
| TYPE. | 38mm | 50mm |
| CODE. | SLNB660xx | SLNB680xx |
| PACK. | 50 200 Pcs | 50 200 Pcs |


COLOUR. Black (BK), white (W)
 USE WITH. SL15 Clutch, Narrow Bracket Cover



SKYLINE BRACKET | DOUBLE V SLIM

| | |
|-------|------------------|
| CODE. | RB18-1001-050000 |
| PACK. | 5 40 Pairs |

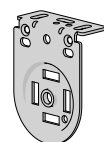
COLOUR. Black (050), white (075)
 USE WITH. SL15 Clutch, Pin end: 38/40/43mm



LX SKYLINE BRACKET | 40MM PROJECTION

| | |
|-------|------------------|
| CODE. | SL01-0306-xxx040 |
| PACK. | 50 200 Pcs |

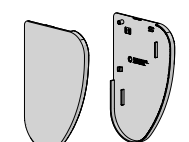
COLOUR. Black 050, pure white 069
 USE WITH. SL15 clutch Stand bracket cover, Mounting rail, CF90 cassette, FRS, P95

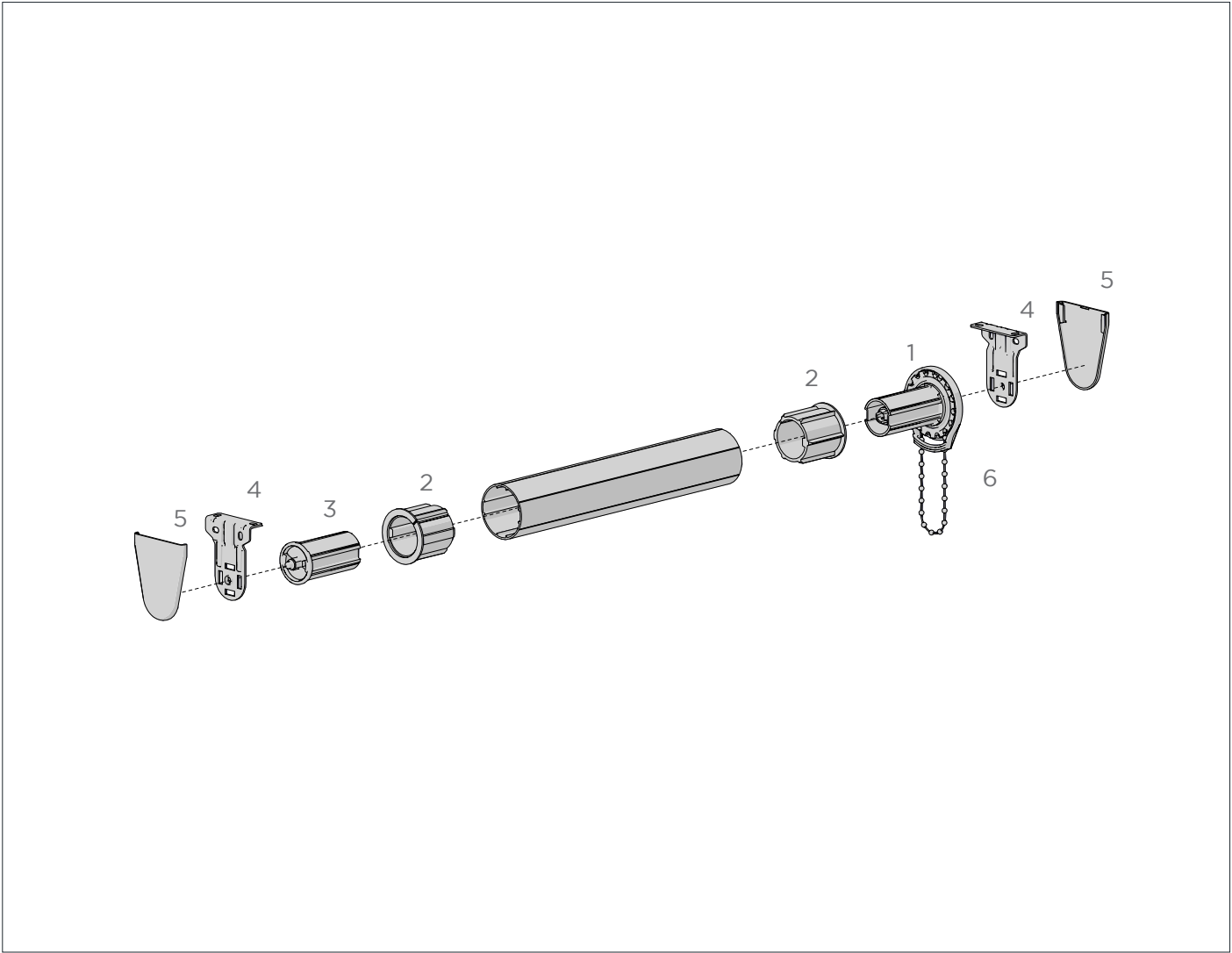


SKYLINE BRACKET COVER | DOUBLE V SLIM


| | |
|-------|------------------|
| CODE. | RB18-1010-xxx000 |
| PACK. | 5 80 Pairs |

COLOUR. Black (BK), white (W)
 USE WITH. Skyline Bracket Double V Slim





COLOUR RANGE

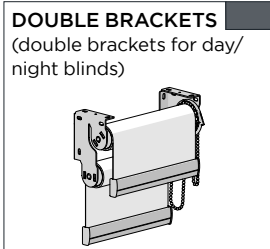


White Black

TUBES:

- 1.5" Tube
- 2" Tube

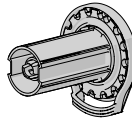
PRODUCT OPTIONS



SKYLINE CLUTCH SL20-LITE | 38MM

| | |
|-------|--------------|
| CODE. | SL20H53xx-L |
| PACK. | 25 200 Pcs |

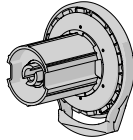
COLOUR. Black (BK), white (W)
 USE WITH. 50mm Adaptor, Std bracket: 50, Dbl Universal bracket, 38mm tube



SKYLINE CLUTCH G200 GALAXY | 38MM

| | |
|-------|--------------|
| CODE. | RGALHxx |
| PACK. | 25 200 Pcs |

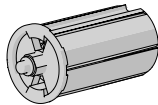
COLOUR. Black (BK), white (W)
 USE WITH. 50mm Adaptor, Std bracket: 50, Dbl Universal bracket, 38mm tube



SKYLINE PIN END | HEAVY DUTY | 38MM

| | |
|-------|--------------|
| CODE. | SLPEHD53xx |
| PACK. | 25 200 Pcs |

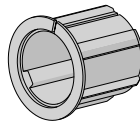
COLOUR. Black (BK), white (W)
 USE WITH. 50mm Adaptor, Std bracket: 50, Dbl Universal bracket, 38mm tube



SKYLINE ADAPTOR | OVER 15LBS | 50MM

| | | |
|-------|------------|------------|
| TYPE. | natural | black |
| CODE. | RA2 | RA2BK |
| PACK. | 5 50 Pcs | 5 50 Pcs |

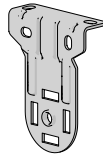
COLOUR. Black (BK), natural
 USE WITH. Clutch: SL20/G200, Pin end HD, Rollease Tube 50mm



SKYLINE BRACKET | STANDARD

| | |
|-------|-----------|
| TYPE. | 50mm |
| CODE. | SLB680Rxx |
| PACK. | 50 200 |

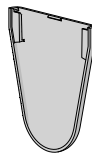
COLOUR. Black (BK), white (W)
 USE WITH. Clutch: SL20/G200, Pin end HD, Standard bracket cover: 50



SKYLINE BRACKET COVER | STANDARD

| | |
|-------|-----------|
| TYPE. | 50mm |
| CODE. | SLBC680xx |
| PACK. | 50 400 |

COLOUR. Black (BK), white (W)
 USE WITH. Standard bracket: 50

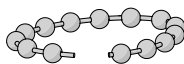


CHAIN | DOUBLE BEAD | 150LM ROLLS

#10/4.5 Double Bead | 6p/50-51 BPF

| | | |
|-------|------------------|------------------|
| TYPE. | Steel | Stainless Steel |
| CODE. | VA01-1410-024000 | VA01-1411-010000 |
| PACK. | 150 600 Lms | 150 600 Lms |

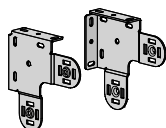
COLOUR. Silver Nickel Plated 024, Natural 010
 USE WITH. Clutch: SL20/G200



SKYLINE BRACKET | DOUBLE UNIVERSAL | 48MM

| | |
|-------|--------------|
| CODE. | SLDB48xx |
| PACK. | 1 20 Pairs |

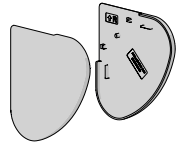
COLOUR. Black (BK), white (W)
 USE WITH. Clutch: SL20/G200, Pin end HD, Bracket Cover Double Universal

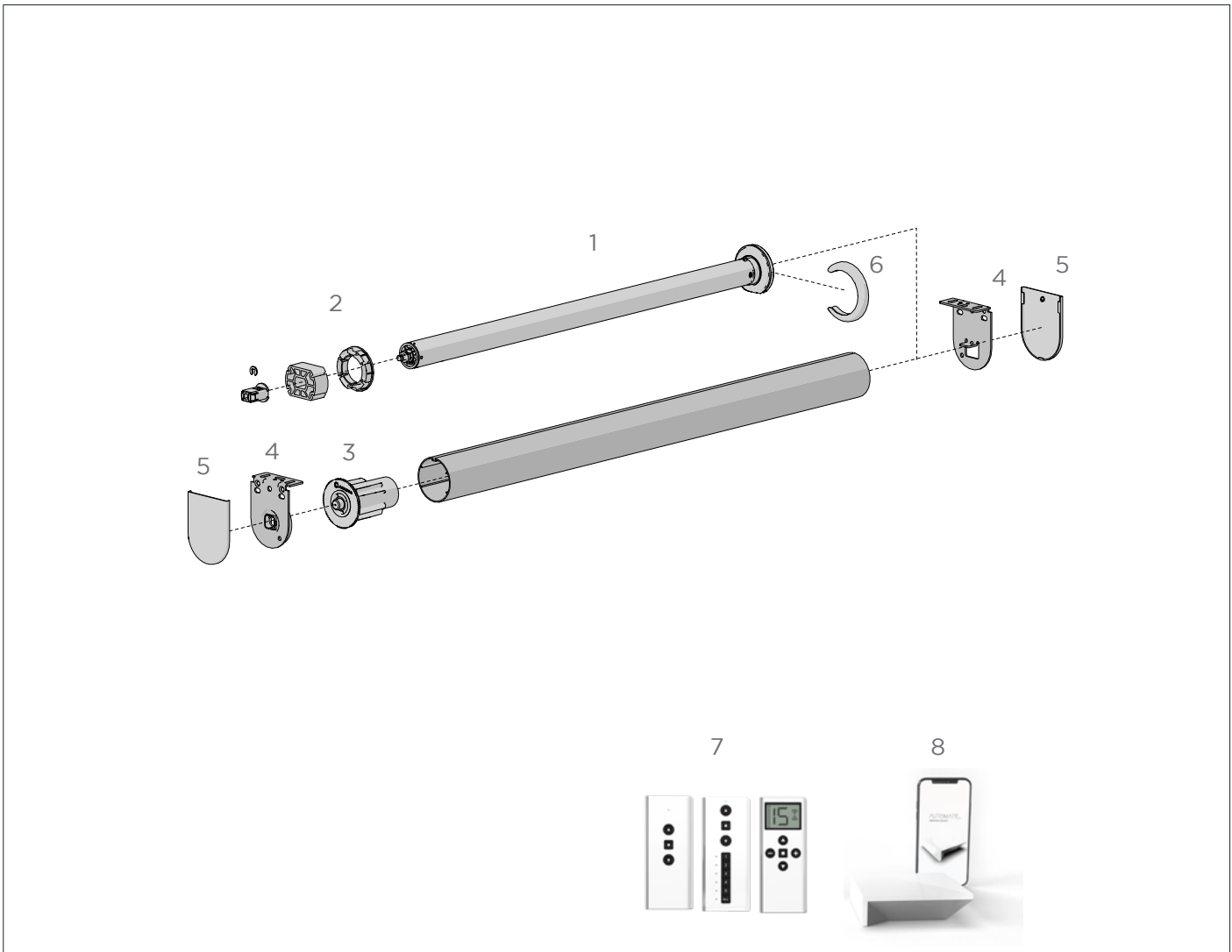


SKYLINE BRACKET COVER | DOUBLE UNIVERSAL | 48MM

| | |
|-------|-------------|
| CODE. | SLDBC48xx |
| PACK. | 4 40 Sets |

COLOUR. Black (BK), white (W)
 USE WITH. Bracket Double Universal





COLOUR RANGE



TUBES:

- S45 Tube
- S60 Tube

PRODUCT OPTIONS

| | | | |
|--|--|--|---|
| <p>DOUBLE BRACKETS (dual brackets for day/night blinds)</p> | <p>SOLAR PANEL CHARGER 10 (energy efficient solution)</p> | <p>HD Bracket ADAPTOR (For Commercial Applications)</p> | <p>S45 - S60 ADAPTOR (For 3Nm Motor)</p> |
|--|--|--|---|

SYSTEM UPGRADES

| | | | | |
|--|---|--|--|--|
| <p>EASY-LINK™ (for wider spans)</p> | <p>FRS VALANCE100 OR P95 (to conceal hardware)</p> | <p>CF CASSETTE /FASCIA 90 (for dim-out)</p> | <p>INTERNAL WIRE GUIDE (For controlled stability)</p> | <p>MOUNTING RAIL (for quick installation)</p> |
|--|---|--|--|--|

AUTOMATE | ZERO LI-ION MOTORS

ZERO 1.1Nm [Ø25/5V/20RPM]
 ZERO 2.0Nm [Ø28/5V/20RPM]



| TYPE. | ZERO 1.1 Nm | ZERO 1.1 Nm Short | ZERO 2.0 Nm |
|-------|------------------|-------------------|------------------|
| CODE. | MT01-1325-069003 | MT01-1325-069005 | MT01-1328-069002 |
| PACK. | 1 20 Pcs | 1 20 Pcs | 1 15 Pcs |

USE WITH. Crown & Drive Set

CROWN & DRIVE SET 28MM MOTOR TO S45 TUBE

Crown, drive wheel and shaft adaptor & clip for Q2.0Nm motor



| | |
|-------|------------------|
| CODE. | MT03-0103-069005 |
| PACK. | 1 100 Sets |

COLOUR. Pure white 069 only
 USE WITH. Aluminium Tube S45, Automate Li-ion Motor Q2.0Nm

AUTOMATE | CROWN & DRIVE SET

Crown, drive wheel & clip for 3.0Nm motor



| | |
|-------|---------------|
| CODE. | MTCRDR-35-S45 |
| PACK. | 1 250 Sets |

COLOUR. Black 050 only
 USE WITH. Aluminium Tube S45, Automate Li-ion Motor 3.0Nm

AUTOMATE / 5V CHARGER

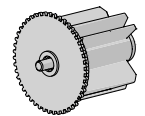
| | | |
|-------|------------------|--------------------|
| TYPE. | 2A Charger | 4M USB Micro Cable |
| CODE. | MT03-0301-069011 | MT03-0301-069007 |
| PACK. | 1 100 Pcs | 1 100 Pcs |



USE WITH. Used to charge Zero Li-ion 5v Motors

EASY-LOCK AUTO IDLER | S45

| | |
|-------|------------------|
| CODE. | RB08-0501-xxx043 |
| PACK. | 25 200 Pcs |



COLOUR. Black 050, pure white 069, sandstone 269, barley 283, silver grey 338
 USE WITH. Aluminium Tube S45, Easy-Lock RB08 Installation Brackets

AUTOMATE | WIREFREE LI-ION 3NM MOTOR [35mm/3.0Nm/28rpm] 12V

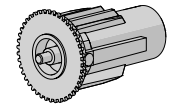
| | |
|-------|-------------|
| CODE. | MTDCBRF35-3 |
| PACK. | 1 12 Pcs |



COLOUR. Pure white 069 only
 USE WITH. Crown & Drive Set

RB08 EASY-LOCK MKII EXTENDABLE IDLER | S45

| TYPE. | S40 | S45 |
|-------|------------------|------------------|
| CODE. | RB08-0503-xxx040 | RB08-0503-xxx045 |
| PACK. | 25 200 Pcs | 25 200 Pcs |



COLOUR. Black 050, pure white 069, sandstone 269, barley 283, silver grey 338
 USE WITH. Alum. Tube S45, Easy-Lock RB08 Installation Brackets, RB08 Combo Brackets

UNIVERSAL | M40 H/D DISC ADAPTOR S45

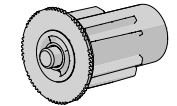
| | |
|-------|------------------|
| CODE. | RB40-1402-xxx400 |
| PACK. | 5 1000 Pcs |



COLOUR. Black 050, pure white 069
 USE WITH. Li-Ion 3.0 Motor, M40 H/D Brackets or HD Bracket Adaptor

RB09 EASY-LOCK EXTENDABLE AUTO IDLER | S45

| | |
|-------|------------------|
| CODE. | RB09-0245-xxx001 |
| PACK. | 25 200 Pcs |



COLOUR. Black 050, pure white 069, sandstone 269, barley 283, silver grey 338
 USE WITH. Alum.Tube S45, Easy-Lock RB09 Installation Brackets, RB09 Combo Brackets

12V LI-ION CHARGER | AU

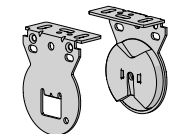
| | |
|-------|-----------------|
| CODE. | MTDCB-CHARGE-AU |
| PACK. | 1 60 Pcs |



COLOUR. Pure white 069
 USE WITH. 3Nm 12V Motor

EASY-LOCK RB08 VX/LX INSTALLATION BRACKET | S40/S45
 40mm & 55mm Projection

| TYPE. | VX - 40mm Proj. | LX - 55mm Proj. |
|-------|------------------|------------------|
| CODE. | RB08-8351-xxx040 | RB08-8353-xxx055 |
| PACK. | 25 200 Sets | 25 200 Sets |



COLOUR. Black 050, pure white 069, sandstone 269, barley 283, silver grey 338
 USE WITH. Automate 1.1/2.0/3.0Nm Motors, Brkt Cover Caps VX/LX, HD Bracket Adaptor

AUTOMATE | CROWN & DRIVE SET
 Crown, drive wheel and clip for 1.1Nm motor

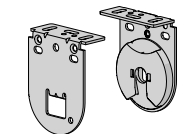
| | |
|-------|---------------|
| CODE. | MTCRDR-25-S40 |
| PACK. | 1 100 Sets |



COLOUR. Black 050 only
 USE WITH. Aluminium Tube S40, Automate Li-ion Motor 1.1Nm

EASY-LOCK RB09 LX INSTALLATION BRACKET | S45
 40mm & 55mm Projection

| TYPE. | 40mm Projection | 55mm Projection |
|-------|------------------|------------------|
| CODE. | RB09-0352-050040 | RB09-0352-xxx055 |
| PACK. | 25 200 Sets | 25 200 Sets |



COLOUR. Black 050, pure white 069, sandstone 269, barley 283, silver grey 338
 USE WITH. Automate 1.1/2.0/3.0Nm Motors, Brkt Cover Caps LX, HD Bracket Adaptor

CROWN & DRIVE SET 25MM MOTOR TO S45 TUBE
 Crown, drive wheel, shaft adaptor & clip for 1.1Nm motor

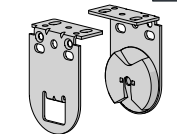
| | |
|-------|------------------|
| CODE. | MT03-0103-069004 |
| PACK. | 1 100 Sets |



COLOUR. Pure white 069 only
 USE WITH. Aluminium Tube S45, Automate Li-ion Motor 1.1Nm

EASY-LOCK RB08 AX INSTALLATION BRACKET | S40/S45

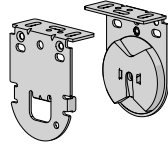
| SIZE | 40mm projection | 55mm projection |
|-------|------------------|------------------|
| CODE. | RB08-8314-xxx040 | RB08-8314-xxx055 |
| PACK. | 25 200 Sets | 25 200 Sets |



COLOUR. Black 050, pure white 069, sandstone 269, silver grey 338, barley 283
 USE WITH. Automate 1.1/2.0/3.0Nm Motors, Brkt Cover Caps AX, HD Bracket Adaptor

M40 RB08 H/D EASY-LOCK LX INSTAL. BRKT | S40/45
40mm & 55mm projection

| | | |
|-------|------------------|------------------|
| TYPE. | 40mm | 55mm |
| CODE. | RB40-8355-xxx040 | RB40-8355-xxx055 |
| PACK. | 25 200 Sets | 25 200 Sets |



COLOUR. Black 050, pure white 069
USE WITH. Automate Li-ion 3.0 motor, RB08 Idler S40/45

AUTOMATE PULSE 2.0 | WI-FI HUB

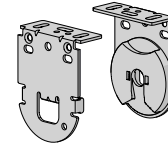
| | |
|-------|------------------|
| CODE. | MT02-0401-067001 |
| PACK. | 1 10 |



USE WITH. Automate Motors

M40 RB09 EASY-LOCK LX INSTAL. BRKT | S40/45
40mm & 55mm projection

| | | |
|-------|------------------|------------------|
| TYPE. | 40mm Projection | 55mm Projection |
| CODE. | RB40-9355-xxx040 | RB40-9355-xxx055 |
| PACK. | 25 200 Sets | 25 200 Sets |



COLOUR. Black 050, pure white 069
USE WITH. AUTOMATE Li-ion 3.0 motor, RB09 Idler S45

SOLAR PANEL V2 FOR 5V/12V MOTORS

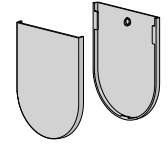
| | |
|-------|------------------|
| CODE. | MT03-0302-067002 |
| PACK. | 1 10 Set |



USE WITH. Automate Li-ion Motor

VX / LX BRACKET COVER CAPS | S40/45
40mm & 55mm Projection

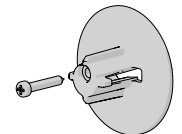
| | | |
|-------|------------------|------------------|
| SIZE. | 40mm Projection | 55mm Projection |
| CODE. | RB08-4151-xxx040 | RB08-4151-xxx055 |
| PACK. | 25 1000 Pairs | 25 1000 Pairs |



COLOUR. Black 050, pure white 069, sandstone 269, barley 283, silver grey 338
USE WITH. VX/LX Easy-Lock Installation Brackets 40 & 55mm projection

MEDIUM HD BRACKET ADAPTOR + SCREW

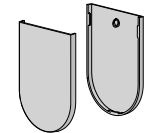
| | |
|-------|------------------|
| CODE. | RB09-0701-xxx012 |
| PACK. | 25 200 Set |



COLOUR. Black 050, pure white 069
USE WITH. 3.0Nm Motors & Double Brackets

AX BRACKET COVER CAPS | S40/S45
40mm Projection

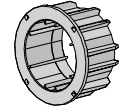
| | |
|-------|------------------|
| TYPE. | 40mm Projection |
| CODE. | RB08-4141-xxx040 |
| PACK. | 25 1500 Pairs |



COLOUR. Black 050, pure white 069, sandstone 269, barley 283, silver grey 338
USE WITH. Easy-Lock Installation Brackets - AX

S45 - S60 ADAPTOR

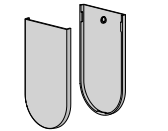
| | |
|-------|------------------|
| CODE. | RB09-0501-xxx060 |
| PACK. | 25 200 Pcs |



COLOUR. Black 050, pure white 069
USE WITH. S60 Tube, S45 Idler

AX BRACKET COVER CAPS | S40/S45
55mm Projection

| | |
|-------|------------------|
| CODE. | RB08-4141-xxx055 |
| PACK. | 25 1000 Pairs |



COLOUR. Black 050, pure white 069
USE WITH. Easy-Lock Installation Brackets - AX

AUTOMATE CROWN WHEEL S60

| | |
|-------|------------------|
| TYPE. | S60 60 STD |
| CODE. | RB56-0136-050508 |
| PACK. | 5 250 Pcs |



COLOUR. Black 050
USE WITH. Alu. Tube S60, 35mm S45 Crown Adaptor

ZERO MOTOR CAP

| | |
|-------|------------------|
| CODE. | MT03-0502-xxx001 |
| PACK. | 25 1000 Pcs |



COLOUR. Black 059, White 077
USE WITH. 25mm/28mm Li-Ion Zero Motors

CROWN ADAPTOR 35MM MOTOR IN 45MM CROWNS

| | |
|-------|--------------|
| CODE. | MTCA-35-45 |
| PACK. | 10 160 Pcs |



COLOUR. Black 050
USE WITH. Automate 3Nm/6Nm Motor, S60 Crown

AUTOMATE REMOTES
One Channel, Five Channel & Fifteen Channel

| | | |
|-------|------------------|------------------|
| SIZE. | Push ONE Channel | Push 5 Channel |
| CODE. | MT02-0101-xxx010 | MT02-0101-xxx004 |
| PACK. | 1 20 Pcs | 1 100 Pcs |




| | |
|-------|------------------|
| SIZE. | Push 15 Channel |
| CODE. | MT02-0101-xxx008 |
| PACK. | 1 100 Pcs |

COLOUR. white 067, black 050
USE WITH. Automate Motors

AUTOMATE DRIVE WHEEL | S60

| | |
|-------|------------------|
| CODE. | RB56-0105-050502 |
| PACK. | 5 250 Sets |




COLOUR. Black 050
USE WITH. Alu. Tube S60, Automate S60 FT Motor

DRIVE WHEEL CLIP FOR FT MOTOR

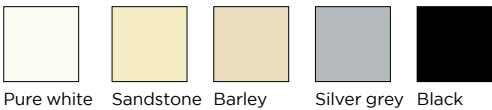
| | |
|-------|----------------|
| CODE. | MTCLIP-35-45 |
| PACK. | 100 1000 Pcs |



COLOUR. Black 050
USE WITH. Automate 3Nm/6Nm Motor, S60 Drive Wheel



COLOUR RANGE

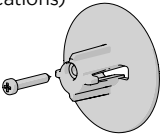
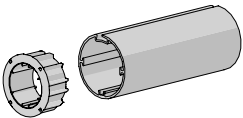
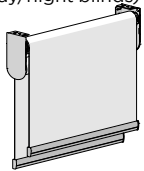


Pure white Sandstone Barley Silver grey Black

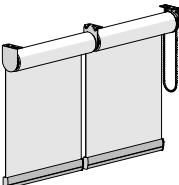
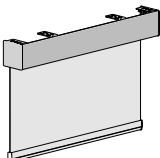
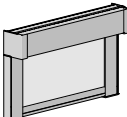
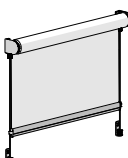
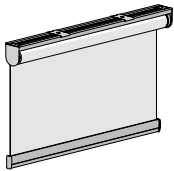
TUBES:

- S45 Tube
- S60 Tube

PRODUCT OPTIONS

| | | |
|--|---|--|
| <p>HD BRACKET ADAPTOR (For Commercial Applications)</p>  | <p>S45 - S60 ADAPTOR</p>  | <p>DOUBLE BRACKETS (dual brackets for day/night blinds)</p>  |
|--|---|--|

SYSTEM UPGRADES

| | | | | |
|--|--|---|---|--|
| <p>EASY-LINK™ (for wider spans)</p>  | <p>FRS VALANCE 100 OR P95 (to conceal hardware)</p>  | <p>CF CASSETTE / FASCIA 90 (for dim-out)</p>  | <p>INTERNAL WIRE GUIDE (for controlled stability)</p>  | <p>MOUNTING RAIL (for quick installation)</p>  |
|--|--|---|---|--|

AUTOMATE | E6

S45 Mechanical Limit Motor [Ø35/6Nm/28rpm]

| | |
|-------|------------------|
| CODE. | MT01-1135-069001 |
| PACK. | 1 12 Pcs |



COLOUR. pure white 069
USE WITH. Easy-Lock Auto Idler, M40 Disc Adapter, M40 Brkts, Aluminium Tube S45

AUTOMATE | M6

S45 Mechanical Limit Motor [Ø35/6Nm/28rpm]

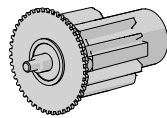
| | |
|-------|------------------|
| CODE. | MT01-1035-069003 |
| PACK. | 1 12 Pcs |



COLOUR. pure white 069 only
USE WITH. Easy-Lock Auto Idler, M40 Disc Adapter, M40 Brkts, Aluminium Tube S45

RB08 EASY-LOCK MKII EXTENDABLE AUTO IDLER | S45

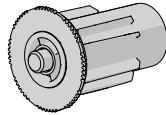
| | |
|-------|------------------|
| TYPE. | RB08 MKII |
| CODE. | RB08-0503-xxx045 |
| PACK. | 25 200 Pcs |



COLOUR. black 050, pure white 069, sandstone 269, silver grey 338
USE WITH. RB08 Easy-Lock Brackets, Aluminium Tube S45

RB09 EASY-LOCK EXTENDABLE IDLER | S45

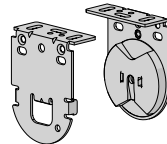
| | |
|-------|------------------|
| CODE. | RB09-0245-xxx001 |
| PACK. | 25 200 Pcs |



COLOUR. black 050, pure white 069, sandstone 269, barley 283, silver grey 338
USE WITH. Aluminium Tube S45, RB09 Easy-Lock Brackets, Aluminium Tube S45

M40 RB08 H/D EASY-LOCK LX INSTAL. BRKT | S40/45
12mm tongue

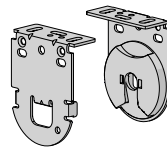
| | | |
|-------|------------------|------------------|
| SIZE. | 40mm projection | 55mm projection |
| CODE. | RB40-8355-xxx040 | RB40-8355-xxx055 |
| PACK. | 25 200 Sets | 25 200 Sets |



COLOUR. black 050, pure white 069
USE WITH. H/D Motor Disc Adaptor, Easy-Lock Auto Idler S45

M40 RB09 H/D EASY-LOCK LX INSTAL. BRKT | S40/45

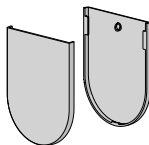
| | | |
|-------|--------------------|--------------------|
| SIZE. | 12/40mm projection | 12/55mm projection |
| CODE. | RB40-9355-xxx040 | RB40-9355-xxx055 |
| PACK. | 25 200 Sets | 25 200 |



COLOUR. black 050, pure white 069
USE WITH. H/D Motor Disc Adaptor, Easy-Lock Auto Idler S45

VX/LX BRACKET COVER CAPS | S40/45
40 & 55mm Projection

| | | |
|-------|------------------|------------------|
| SIZE. | 40mm Projection | 55mm Projection |
| CODE. | RB08-4151-xxx040 | RB08-4151-xxx055 |
| PACK. | 25 1000 Pairs | 25 1000 Pairs |



COLOUR. black 050, pure white 069, sandstone 269, barley 283, silver grey 338
USE WITH. Easy-Lock Chain Winder Brackets 40 & 55mm projection

AUTOMATE PULSE 2.0 | WI-FI HUB

| | |
|-------|------------------|
| CODE. | MT02-0401-067001 |
| PACK. | 1 10 Pcs |



USE WITH. Automate Motors & App

AUTOMATE REMOTES

One Channel, Five Channel & Fifteen Channel



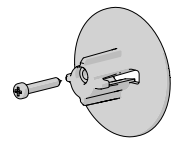
| | | |
|-------|------------------|------------------|
| SIZE. | Push ONE Channel | Push 5 Channel |
| CODE. | MT02-0101-xxx010 | MT02-0101-xxx004 |
| PACK. | 1 20 Pcs | 1 100 Pcs |

| | |
|-------|------------------|
| SIZE. | Push 15 Channel |
| CODE. | MT02-0101-xxx008 |
| PACK. | 1 100 Pcs |

COLOUR. white 067, black 050
USE WITH. Automate Motors

MEDIUM HD BRACKET ADAPTOR + SCREW

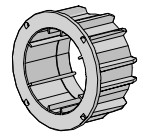
| | |
|-------|------------------|
| CODE. | RB09-0701-xxx012 |
| PACK. | 25 200 Set |



COLOUR. black 050, pure white 069
USE WITH. E6 & M6 Motors, Dual Brackets

S45 - S60 ADAPTOR

| | |
|-------|------------------|
| CODE. | RB09-0501-xxx060 |
| PACK. | 25 200 Pcs |



COLOUR. black 050, pure white 069
USE WITH. S60 Tube, S45 Idler

UNIVERSAL | M40 H/D DISC ADAPTOR S45

| | |
|-------|------------------|
| CODE. | RB40-1402-xxx400 |
| PACK. | 5 1000 Pcs |



COLOUR. black 050
USE WITH. Li-Ion 3.0 Motor, M40 H/D Brackets

AUTOMATE CROWN WHEEL S60

| | |
|-------|------------------|
| TYPE. | S60 60 STD |
| CODE. | RB56-0136-050508 |
| PACK. | 5 250 Pcs |



COLOUR. black 050
USE WITH. Alu. Tube S60, 35mm S45 Crown Adaptor

CROWN ADAPTOR 35MM MOTOR IN 45MM CROWNS

| | |
|-------|--------------|
| CODE. | MTCA-35-45 |
| PACK. | 10 160 Pcs |



COLOUR. black 050
USE WITH. Automate 3Nm/6Nm Motor, S60 Crown

AUTOMATE DRIVE WHEEL | S60

| | |
|-------|------------------|
| CODE. | RB56-0105-050502 |
| PACK. | 5 250 Sets |



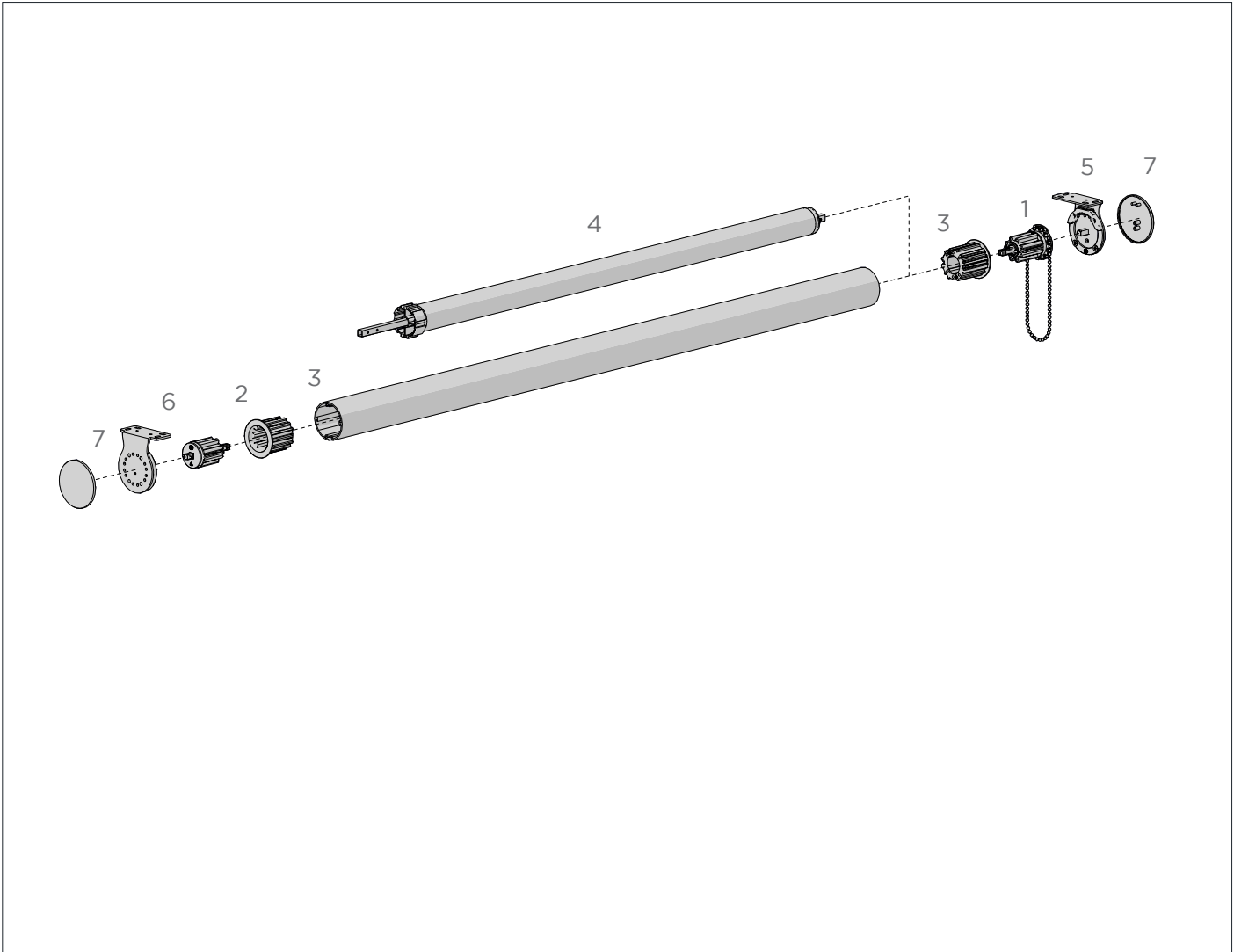
COLOUR. black 050
USE WITH. Alu. Tube S60, Automate S60 FT Motor

DRIVE WHEEL CLIP FOR FT MOTOR




| | |
|-------|----------------|
| CODE. | MTCLIP-35-45 |
| PACK. | 100 1000 Pcs |

COLOUR. black 050
 USE WITH. Automate 3Nm/6Nm Motor, S60 Drive Wheel



COLOUR RANGE

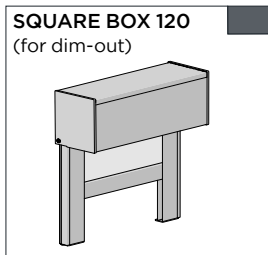
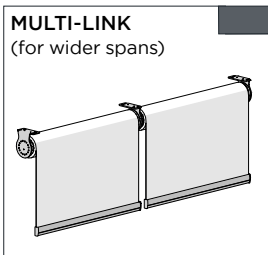


Pure white Black

TUBES:

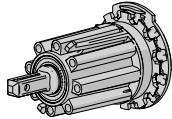
- S60 Tube

SYSTEM UPGRADES



RB10 CHAIN WINDER | S60

| | |
|-------|------------------|
| CODE. | RB10-6100-xxx001 |
| PACK. | 5 50 Pcs |

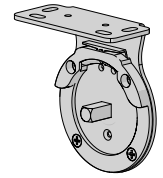


COLOUR. black 050, pure white 069
 USE WITH. RB10 Tube Adaptor, RB10 Winder Bracket Kit

RB10 WINDER BRACKET KIT | S60

Universal Fix

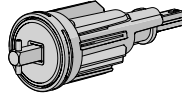
| | |
|-------|------------------|
| CODE. | RB10-6300-xxx001 |
| PACK. | 5 50 Kits |



COLOUR. black 050, pure white 069
 USE WITH. RB10 Chain Winder, RB10 Bracket Cover Cap

RB10 BEARING IDLER/END PLUG | S60

| | |
|-------|------------------|
| CODE. | RB10-6200-xxx001 |
| PACK. | 5 50 Pcs |

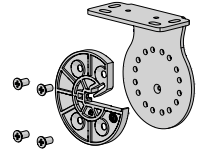


COLOUR. black 050, pure white 069
 USE WITH. RB10 Tube Adapter, RB10 Idler Bracket Kit

RB10 IDLER BRACKET KIT | S60

Universal Fix

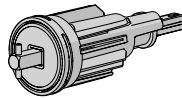
| | |
|-------|------------------|
| CODE. | RB10-6500-xxx001 |
| PACK. | 5 50 Kits |



COLOUR. black 050, pure white 069
 USE WITH. RB10 Idler End Plug, Bracket Cover Cap

RB10 PRE-TENSION IDLER/END PLUG | S60

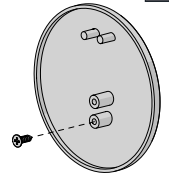
| | | |
|-------|------------------|------------------|
| TYPE. | L/H | R/H |
| CODE. | RB10-6220-xxx001 | RB10-6220-xxx002 |
| PACK. | 5 50 Pcs | 5 50 Pcs |



COLOUR. black 050
 USE WITH. RB10 Tube Adapter, RB10 Idler Bracket Kit, RB10 Retro-Fit Booster

BRACKET COVER CAP | S60
 + Screws

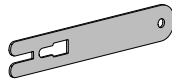
| | |
|-------|------------------|
| CODE. | RB10-0101-xxx060 |
| PACK. | 5 500 Sets |



COLOUR. black 050, pure white 069
 USE WITH. RB10 Winder Bracket Kit, RB10 Idler Bracket Kit

PRE-TENSION SPANNER FOR RB10 IDLER
 8mm Square

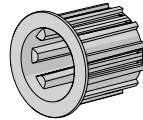
| | |
|-------|------------------|
| CODE. | RB10-9102-025008 |
| PACK. | 1 50 Pcs |



COLOUR. silver ZINC plated 025 only
 USE WITH. RB10 Bearing & Pre-Tension Idler/ End Plug

RB10 TUBE ADAPTOR | S60

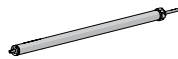
| | | |
|-------|------------------|------------------|
| TYPE. | 60STD Tube | 80HD Tube |
| CODE. | RB10-6000-xxx060 | RB10-6000-xxx080 |
| PACK. | 5 200 Pcs | 5 100 Pcs |



COLOUR. black 050, pure white 069
 USE WITH. RB10 Winder Body, RB10 Idler Head, Aluminium Tube S60

LIGHT RB10 RETRO-FIT BOOSTER | S60

| | | |
|-------|------------------|------------------|
| TYPE. | L/H | R/H |
| CODE. | RB10-6040-050011 | RB10-6040-050012 |
| PACK. | 4 4 Pcs | 4 4 Pcs |



COLOUR. black 050 only
 USE WITH. Aluminium Tube S60, RB10 Winder Body, RB10 Pre-Tension Idler

STANDARD RB10 RETRO-FIT BOOSTER | S60


| | | |
|-------|------------------|------------------|
| TYPE. | L/H | R/H |
| CODE. | RB10-6040-050031 | RB10-6040-050032 |
| PACK. | 4 16 Pcs | 4 16 Pcs |



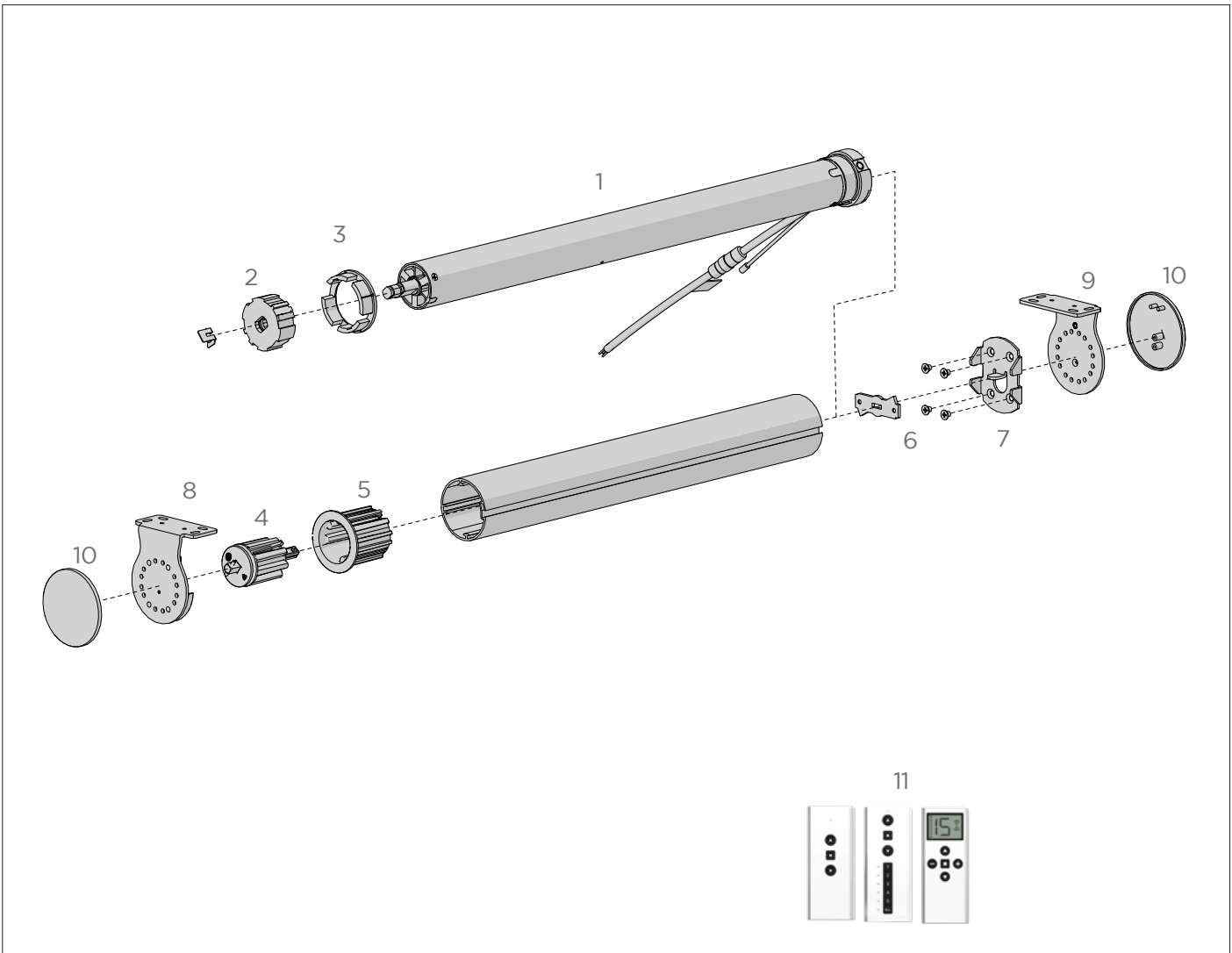
COLOUR. black 050 only
 USE WITH. Aluminium Tube S60, RB10 Winder Body, RB10 Pre-Tension Idler

HEAVY DUTY RB10 RETRO-FIT BOOSTER | S60

| | | |
|-------|------------------|------------------|
| TYPE. | L/H | R/H |
| CODE. | RB10-6040-050041 | RB10-6040-050042 |
| PACK. | 4 16 Pcs | 4 16 Pcs |



COLOUR. black 050 only
 USE WITH. Aluminium Tube S60, RB10 Winder Body, RB10 Pre-Tension Idler



COLOUR RANGE



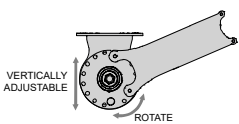
Pure white Black

TUBES:

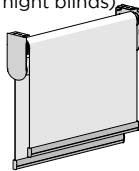
- S60 Tube

PRODUCT OPTIONS

ADJUSTABLE BRACKETS
(idle end alternative & 5mm height adjustment)

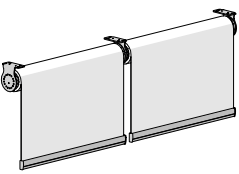


DOUBLE BRACKETS
(dual brackets for day/night blinds)

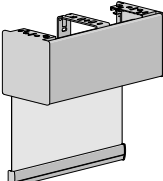


SYSTEM UPGRADES

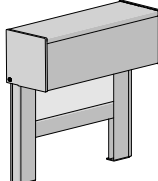
MULTI-LINK
(for wider spans)



FRS VALANCE 120
(to conceal hardware)




SQUARE BOX 120
(for light blackout)



AUTOMATE | ARC FT MOTOR [Ø45/15NM/15RPM] WITH CLIP
Ø45/15Nm/15rpm

| | |
|-------|------------------|
| CODE. | MT01-1145-050001 |
| PACK. | 1 10 Pcs |


COLOUR. pure white 069
USE WITH. S60 Aluminium Tube, Automate Drive & Crown Wheel



AUTOMATE MOTOR HEAD PLATE | S60

| | |
|-------|------------------|
| TYPE. | AUTOMATE / DOOYA |
| CODE. | RB56-0711-050509 |
| PACK. | 5 200 Pcs |


COLOUR. black 050
USE WITH. Automate S60 FT Motor, Li-Ion Q10 Motor & Adapter Set



AUTOMATE | LI-ION 10NM MOTOR [Ø45/12V/9RPM]

| | |
|-------|--------------|
| CODE. | MTDCBRF45-10 |
| PACK. | 1 4 Pcs |


COLOUR. white
USE WITH. Automate Drive & Crown Wheel, Drive Wheel Clip



AUTOMATE S60 MOTOR ADAPTOR SET

| | |
|-------|------------------|
| CODE. | RB56-0701-xxx508 |
| PACK. | 5 100 Pcs |


COLOUR. black 050, pure white 069
USE WITH. Automate S60 FT Motor & Head Plate, M50 Uni Bracket S60



AUTOMATE | M50 SLIM MOTOR HEAD PLATE + SCREWS

| | |
|-------|------------------|
| CODE. | RB56-0711-069519 |
| PACK. | 25 200 Pcs |


COLOUR. white 069
USE WITH. Alu. Tube S60, Automate S60 FT Motor



RB10 IDLER BRACKET KIT | S60
Universal Fix

| | |
|-------|------------------|
| TYPE. | 60mm |
| CODE. | RB10-6500-xxx001 |
| PACK. | 5 50 Kits |


COLOUR. black 050, pure white 069
USE WITH. RB10 Idler Head, Bracket Cover Cap



M50 SLIM MOTOR ADAPTOR + SCREWS

| | |
|-------|------------------|
| CODE. | RB56-0701-069518 |
| PACK. | 25 200 Set |

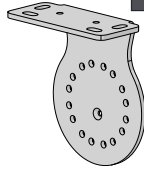
COLOUR. pure white 069
USE WITH. Li-Ion Q10 Only



M50 UNIVERSAL MOTOR BRACKET | S60
Universal Fix

| | | |
|-------|------------------|------------------|
| SIZE. | 60mm | 80mm |
| CODE. | RB56-7103-xxx060 | RB56-7103-xxx080 |
| PACK. | 10 120 Pcs | 5 40 Pcs |


COLOUR. black 050, pure white 069
USE WITH. M50 Motor Adaptor, M50 Motor Bracket Cover



AUTOMATE DRIVE WHEEL | S60

| | |
|-------|------------------|
| CODE. | RB56-0105-050502 |
| PACK. | 5 250 Sets |

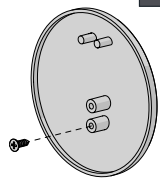
COLOUR. black 050
USE WITH. Alu. Tube S60, Automate S60 FT Motor



BRACKET COVER CAP | S60
+ Screws

| | |
|-------|------------------|
| CODE. | RB10-0101-xxx060 |
| PACK. | 5 500 Sets |


COLOUR. black 050, pure white 069 only
USE WITH. M50 Universal Bracket, RB10 Idler Bracket Kit



AUTOMATE CROWN WHEEL S60
AUTOMATE

| | | |
|-------|------------------|------------------|
| TYPE. | S60 60 STD | S60 - 80 HD |
| CODE. | RB56-0136-050508 | RB56-0138-050508 |
| PACK. | 5 250 Pcs | 5 250 Pcs |


COLOUR. black 050
USE WITH. Alu. Tube S60, Automate S60 FT Motor



AUTOMATE REMOTES
One Channel, Five Channel & Fifteen Channel

| | | |
|-------|------------------|------------------|
| SIZE. | Push ONE Channel | Push 5 Channel |
| CODE. | MT02-0101-xxx010 | MT02-0101-xxx004 |
| PACK. | 1 20 Pcs | 1 100 Pcs |
| SIZE. | Push 15 Channel | |
| CODE. | MT02-0101-xxx008 | |
| PACK. | 1 100 Pcs | |

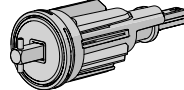
COLOUR. white 067, black 050
USE WITH. Automate Motors



RB10 BEARING IDLER/END PLUG | S60

| | |
|-------|------------------|
| CODE. | RB10-6200-xxx001 |
| PACK. | 5 50 Pcs |

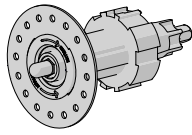
COLOUR. black 050, pure white 069
USE WITH. RB10 Tube Adaptor, RB10 Idler Bracket Kit



AUTO IDLER | S60

| | | |
|-------|------------------|------------------|
| TYPE. | 60STD Tube | 80HD Tube |
| CODE. | RB56-1001-xxx061 | RB56-1001-xxx081 |
| PACK. | 1 60 Pcs | 1 40 Pcs |

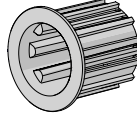
COLOUR. black 050, pure white 069
USE WITH. Aluminium Tube S60, Idle End Bracket



RB10 TUBE ADAPTOR | S60

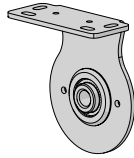
| | | |
|-------|------------------|------------------|
| TYPE. | 60STD Tube | 80HD Tube |
| CODE. | RB10-6000-xxx060 | RB10-6000-xxx080 |
| PACK. | 5 200 Pcs | 5 100 Pcs |

COLOUR. black 050, pure white 069
USE WITH. RB10 Idler Head, S60 Aluminium Tube



IDLE END BRACKET NON ADJUSTABLE | S60
Universal Fix


| | |
|-------|------------------|
| SIZE. | 60mm |
| CODE. | RB56-7610-xxx061 |
| PACK. | 10 120 Pcs |



COLOUR. black 050, pure white 069
USE WITH. Auto Idler S60, Idle Bracket Cover

RB10 IDLER UNIVERSAL BRACKET ADAP + SCREWS | S60

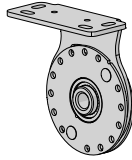
| | |
|-------|------------------|
| CODE. | RB10-6400-050001 |
| PACK. | 5 100 Sets |



COLOUR. black 050, white 069
USE WITH. M50 Universal Bracket | 80mm, RB10 Bearing Idler

IDLE END BRACKET ADJUSTABLE | S60
Top/Ceiling Fix [*=INDENT]

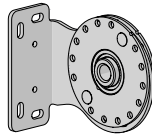
| | | |
|-------|------------------|------------------|
| SIZE. | 60mm | 80mm |
| CODE. | RB56-7301-xxx061 | RB56-7301-xxx081 |
| PACK. | 5 60 Pcs | 5 40 Pcs |



COLOUR. black 050 (80mm*), pure white 069
USE WITH. Auto Idler S60, Idle Bracket Cover

IDLE END BRACKET ADJUSTABLE | S60
Face/Wall Fix [*=INDENT]

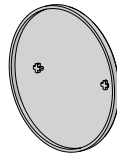
| | | |
|-------|------------------|------------------|
| SIZE. | 60mm | 80mm |
| CODE. | RB56-7302-xxx061 | RB56-7302-xxx081 |
| PACK. | 5 60 Pcs | 5 40 Pcs |



COLOUR. black 050 (80mm*), pure white 069
USE WITH. Auto Idler S60, Idle Bracket Cover

IDLE BRACKET COVER | S60

| | |
|-------|------------------|
| CODE. | RB56-0118-xxx060 |
| PACK. | 5 100 Pcs |

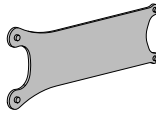


COLOUR. black 050, pure white 069
USE WITH. Idle End Bracket - ADJUSTABLE

ADJUSTER TOOL UNIVERSAL | S60

Price not subject to group discount

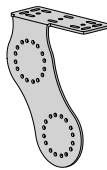
| | |
|-------|------------------|
| CODE. | RB56-9107-020068 |
| PACK. | 1 100 Pcs |



COLOUR. nickel plated 020 only
USE WITH. Adjustable Brackets S60

UNIV. MOTOR DOUBLE BASE BRACKET | S60
Top/Ceiling Fix

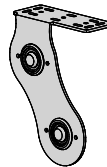
| | | |
|-------|------------------|------------------|
| TYPE. | L/H | R/H |
| CODE. | RB56-7123-xxx060 | RB56-7124-xxx060 |
| PACK. | 5 40 Pcs | 5 40 Pcs |



COLOUR. black 050, pure white 069
USE WITH. M50 Motor Adapter

IDLE END DOUBLE BRKT NON ADJUSTABLE | S60
Top/Ceiling Fix

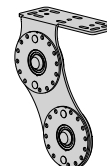
| | | |
|-------|------------------|------------------|
| TYPE. | L/H | R/H |
| CODE. | RB56-7621-xxx061 | RB56-7622-xxx061 |
| PACK. | 5 40 Pcs | 5 40 Pcs |



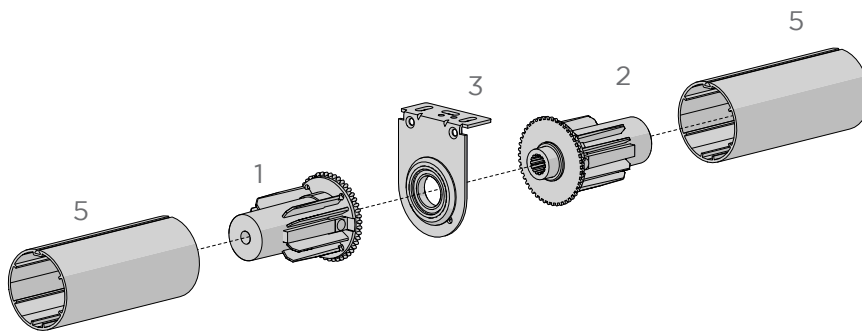
COLOUR. black 050, pure white 069
USE WITH. Auto Idler S60

IDLE END DOUBLE BRACKET ADJUSTABLE | S60
Top/Ceiling Fix *RUNOUT*

| | | |
|-------|------------------|------------------|
| TYPE. | L/H | R/H |
| CODE. | RB56-7323-050061 | RB56-7324-xxx061 |
| PACK. | 5 40 Pcs | 5 40 Pcs |



COLOUR. Black 050, pure white 069
USE WITH. Auto Idler S60



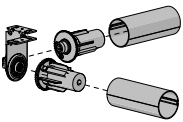
TUBES:

- S40 Tube
- S45 Tube

PRODUCT OPTIONS

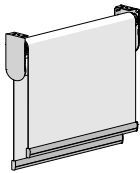
UNI-JOINT

(for up to 90 degree linked blind installations)



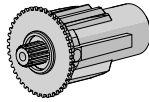
DOUBLE BRACKETS

(dual brackets)



EASY-LINK INTERMEDIATE MALE DRIVE | S40/45


| | | |
|-------|------------------|------------------|
| TYPE. | S40 | S45 |
| CODE. | RB41-1002-xxx040 | RB41-1002-xxx045 |
| PACK. | 5 25 Pcs | 5 25 Pcs |



COLOUR. black 050, pure white 069, sandstone 269, barley 283, silver grey 338
 USE WITH. Easy-Link Female drive, Bearing Bracket, Aluminium tube S40/45

EASY-LINK 90° AX UNI-JOINT BRACKET | S40/45
 55mm Projection *INDENT*

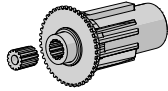
| | |
|-------|------------------|
| SIZE. | 55mm projection |
| CODE. | RB41-9011-xxx055 |
| PACK. | 1 25 Sets |



COLOUR. black 050, pure white 069
 USE WITH. Easy-Link Intermediate Male Drive

EASY-LINK INTERMEDIATE FEMALE DRIVE | S40/45

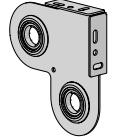
| | | |
|-------|------------------|------------------|
| TYPE. | S40 | S45 |
| CODE. | RB41-1001-xxx040 | RB41-1001-xxx045 |
| PACK. | 5 25 Sets | 5 25 Sets |



COLOUR. black 050, pure white 069, sandstone 269, barley 283, silver grey 338
 USE WITH. Easy-Link Male drive, Bearing Bracket, Aluminium tube S40/45

SQUARE DBL. EASY-LINK INTER. BEARING BRKT | S40/45

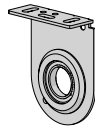
| | |
|-------|---------------------|
| SIZE. | 122mm x 122mm proj. |
| CODE. | RB41-0384-xxx122 |
| PACK. | 5 60 Pcs |



COLOUR. black 050, pure white 069, sandstone 269, barley 283, silver grey 338
 USE WITH. Easy-Link Female & Male drive

EASY-LINK LX INTER. BEARING BRACKET | S40/45
 40mm & 55mm Projection

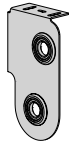
| | | |
|-------|------------------|------------------|
| SIZE. | 40mm Projection | 55mm Projection |
| CODE. | RB41-0353-xxx040 | RB41-0353-xxx055 |
| PACK. | 5 25 Sets | 5 25 Sets |



COLOUR. black 050, pure white 069, sandstone 269, barley 283, silver grey 338
 USE WITH. Easy-Link Female & Male drive

EASY-LINK SLIM PROFILE DOUBLE BRACKET - TOP FRONT
 S40/S45

| | |
|-------|------------------|
| SIZE. | 148 x 85mm proj. |
| CODE. | RB41-8395-xxx148 |
| PACK. | 5 40 Pcs |



COLOUR. black 050, pure white 069, sandstone 269, barley 283, silver grey 338
 USE WITH. Easy-Link Female & Male drive

EASY-LINK AX INTER. BEARING BRACKET | S40/45
 40mm & 55mm Projection

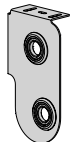
| | | |
|-------|------------------|------------------|
| SIZE. | 40mm projection | 55mm projection |
| CODE. | RB41-0311-xxx040 | RB41-0311-xxx055 |
| PACK. | 5 25 Sets | 5 25 Sets |



COLOUR. black 050, pure white 069, sandstone 269, barley 283, silver grey 338
 USE WITH. Easy-Link Female & Male drive

EASY-LINK SLIM PROFILE DOUBLE BRACKET - TOP BACK
 S40/S45

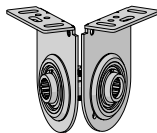
| | |
|-------|------------------|
| SIZE. | 148 x 85mm proj. |
| CODE. | RB41-8397-xxx148 |
| PACK. | 5 40 Pcs |



COLOUR. black 050, pure white 069, sandstone 269, barley 283, silver grey 338
 USE WITH. Easy-Link Female & Male drive

EASY-LINK LX UNI-JOINT INTER. BEARING BRKT | S40/45
 40mm projection


| | | |
|-------|------------------|------------------|
| TYPE. | 45 degree | 90 degree |
| CODE. | RB41-4553-xxx040 | RB41-9053-xxx040 |
| PACK. | 1 25 Sets | 1 25 Sets |



COLOUR. black 050, pure white 069
 USE WITH. Easy-Link Intermediate Male Drive

EASY-LINK 45° AX UNI-JOINT BRACKET | S40/45
 40mm Projection [*=INDENT]

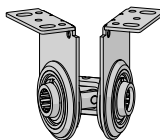
| | |
|-------|------------------|
| SIZE. | 40mm projection |
| CODE. | RB41-4511-xxx040 |
| PACK. | 1 25 Sets |



COLOUR. pure white 069, black 050, s/grey 338*
 USE WITH. Easy-Link Intermediate Male Drive

EASY-LINK 45° AX UNI-JOINT BRACKET | S40/45
 55mm Projection


| | |
|-------|------------------|
| SIZE. | 55mm projection |
| CODE. | RB41-4511-xxx055 |
| PACK. | 1 25 Sets |



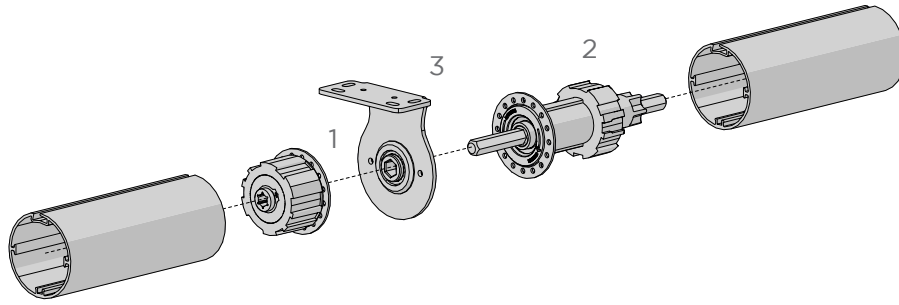
COLOUR. black 050, pure white 069
 USE WITH. Easy-Link Intermediate Male Drive

EASY-LINK 90° AX UNI-JOINT BRACKET | S40/45
 40mm Projection

| | |
|-------|------------------|
| SIZE. | 40mm projection |
| CODE. | RB41-9011-xxx040 |
| PACK. | 1 25 Sets |



COLOUR. pure white 069, black 050
 USE WITH. Easy-Link Intermediate Male Drive



COLOUR RANGE



Black



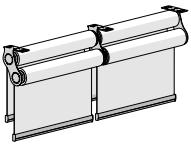
Pure white

TUBES:

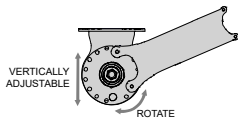
- S60 Tube

PRODUCT OPTIONS

DOUBLE BRACKETS
(dual brackets)



ADJUSTABLE BRACKETS
(for 5mm height adjust)



COMPATIBLE SYSTEMS

CHAIN CONTROL S60

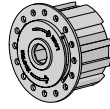


MOTORISED S60



MULTI-LINK INTERMEDIATE RECEIVER | S60

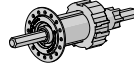
| | | |
|-------|------------------|------------------|
| SIZE. | 60STD Tube | 80HD Tube |
| CODE. | RB56-2002-xxx060 | RB56-2002-xxx080 |
| PACK. | 5 60 Pcs | 5 40 Pcs |



COLOUR. black 050, pure white 069
 USE WITH. Aluminium Tube S60, Multi-Link Intermediate Drive

MULTI-LINK INTERMEDIATE DRIVE | S60

| | | |
|-------|------------------|------------------|
| SIZE. | 60STD Tube | 80HD Tube |
| CODE. | RB56-1002-xxx060 | RB56-1002-xxx080 |
| PACK. | 5 60 Pcs | 5 40 Pcs |

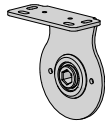


COLOUR. black 050, pure white 069
 USE WITH. Aluminium Tube S60, Multi-Link Intermediate Receiver & Bracket

INTERMEDIATE BRACKET NON ADJUSTABLE | S60

Universal Fix

| | |
|-------|------------------|
| SIZE. | 60mm |
| CODE. | RB56-7510-xxx060 |
| PACK. | 5 60 Pcs |

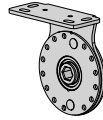


COLOUR. black 050, pure white 069
 USE WITH. Multi-Link Intermediate Drive, Cover

INTERMEDIATE BRACKET ADJUSTABLE | S60

Top/Ceiling Fix [*=INDENT]

| | | |
|-------|------------------|------------------|
| SIZE. | 60mm | 80mm* |
| CODE. | RB56-7201-xxx060 | RB56-7201-xxx080 |
| PACK. | 5 60 Pcs | 5 40 Pcs |

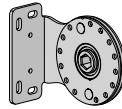


COLOUR. black 050, pure white 069
 USE WITH. Multi-Link Intermediate Drive

INTERMEDIATE BRACKET ADJUSTABLE | S60

Face/Wall Fix [*=INDENT]

| | | |
|-------|------------------|------------------|
| SIZE. | 60mm | 80mm* |
| CODE. | RB56-7202-xxx060 | RB56-7202-xxx080 |
| PACK. | 5 60 Pcs | 5 40 Pcs |

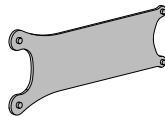


COLOUR. black 050, pure white 069
 USE WITH. Multi-Link Intermediate Drive

ADJUSTER TOOL UNIVERSAL | S60

Price not subject to group discount

| | |
|-------|------------------|
| CODE. | RB56-9107-020068 |
| PACK. | 1 100 Pcs |

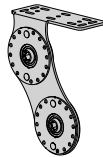


COLOUR. nickel plated 020 only
 USE WITH. Adjustable Brackets S60

INTERMEDIATE DOUBLE BRACKET ADJUSTABLE | S60

Top/Ceiling Fix

| | |
|-------|------------------|
| SIZE. | 121 x 167mm |
| CODE. | RB56-7223-xxx060 |
| PACK. | 5 40 Pcs |

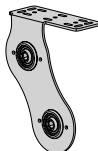


COLOUR. black 050, pure white 069
 USE WITH. Multi-Link Intermediate Drive

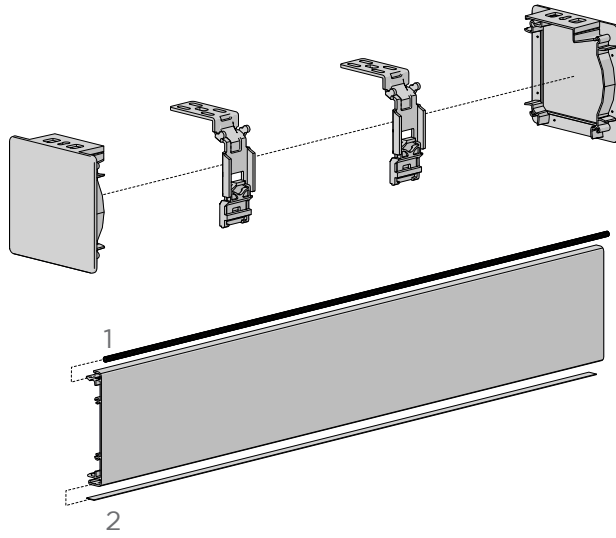
INTER. DOUBLE BRACKET NON ADJUSTABLE | S60

Top/Ceiling Fix

| | |
|-------|------------------|
| SIZE. | 121 x 167mm |
| CODE. | RB56-7523-xxx060 |
| PACK. | 5 40 Pcs |



COLOUR. black 050, pure white 069
 USE WITH. Multi-Link Intermediate Drive



FRS100

FRS120

COLOUR RANGE

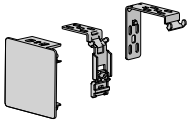


anodised black

PRODUCT OPTIONS

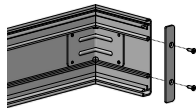
CENTRE SUPPORT BRACKET

(for additional support on wider width)



CORNER RETURN SET

(for additional side cover)



COMPATIBLE SYSTEMS

SPRING CONTROL
FRS100 - S35 / S40 / S45



CHAIN CONTROL
FRS100 - S40 / S45
FRS120 - S60



MOTORISED
FRS100 - S45
FRS120 - S60



RIBBED ROUND SPLINE - 4.6MM
300Lm Roll

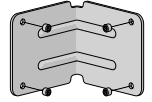
| | |
|-------|------------------|
| CODE. | SS91-5246-050300 |
| PACK. | 300 3000 Rolls |



COLOUR. black 050 only
USE WITH. FRS100 & 120 Valance

FRS100 CORNER BRACKET SET
+ Grub Screws

| | |
|-------|------------------|
| CODE. | RB88-2101-025100 |
| PACK. | 10 200 Sets |



COLOUR. zinc plated 025 only
USE WITH. Valance FRS100, Panel Glide & Vertical Systems

9MM ACM FLAT SPLINE - NO TAPE
100 Lm Roll

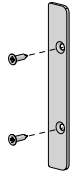
| | |
|-------|------------------|
| TYPE. | No Tape |
| CODE. | RB92-0901-001100 |
| PACK. | 1 10 Rolls |



COLOUR. natural 001 only
USE WITH. FRS100 & 120 Valance

FRS100 END PLATE SET
+ Screws

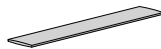
| | |
|-------|------------------|
| CODE. | RB88-2102-025100 |
| PACK. | 10 500 Sets |



COLOUR. zinc plated 025 only
USE WITH. Valance FRS100, Panel Glide & Vertical Systems, Corner Bracket Set


9MM ACM FLAT SPLINE - WITH DOUBLE SIDED TAPE
Double Sided MP-HR TAPE | 75 Lm Roll

| | | |
|-------|------------------|------------------|
| TYPE. | One Side | Two Sides |
| CODE. | RB92-0902-001075 | RB92-0903-001075 |
| PACK. | 1 10 Rolls | 1 10 Rolls |



COLOUR. natural 001 only
USE WITH. FRS100 & 120 Valance

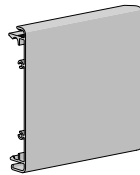
FRS120 VALANCE WITH SCREW OPTION
4.8 Metre Lgth



| | | | |
|-------|------------------|------------------|-----------------------|
| TYPE. | Mill Finish | Nat Anodised | Colours - refer below |
| CODE. | RB88-1211-000480 | RB88-1211-020480 | RB88-1211-xxx480 |
| PACK. | 6 84 Lgths | 6 84 Lgths | 6 84 Lgths |

COLOUR. black 050, pure white 069, sandstone 269
USE WITH. FRS120 - End Caps, Snap Lock Centre Support Bracket, Centre Support Brkt, End Plate Set, Corner Bracket Set

FRS100 VALANCE WITH SCREW OPTION
4.8 Metre Lgth

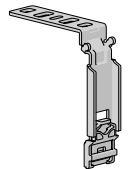


| | | | |
|-------|------------------|------------------|-----------------------|
| TYPE. | Mill Finish | Nat Anodised | Colours - refer below |
| CODE. | RB88-1011-000480 | RB88-1011-020480 | RB88-1011-xxx480 |
| PACK. | 8 120 Lgths | 8 120 Lgths | 8 120 Lgths |

COLOUR. black 050, pure white 069, sandstone 269
USE WITH. FRS100 - End Caps, Snap Lock Centre Support Bracket, Centre Support Brkt, End Plate Set & Corner Bracket Set

FRS120 SNAP LOCK CENTRE SUPPORT BRACKET
Top/Ceiling Fix

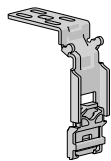
| | |
|-------|------------------|
| CODE. | RB88-1251-025120 |
| PACK. | 25 200 Pcs |



COLOUR. zinc plated 025 only
USE WITH. Valance FRS120

FRS100 SNAP LOCK CENTRE SUPPORT BRACKET
Top/ Ceiling Fix

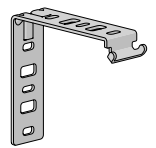
| | |
|-------|------------------|
| CODE. | RB88-1051-025100 |
| PACK. | 25 250 Pcs |



COLOUR. zinc plated 025 only
USE WITH. Valance FRS100

FRS120 CENTRE SUPPORT BRACKET
Universal Fix

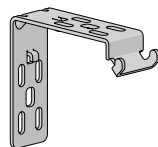
| | |
|-------|------------------|
| CODE. | RB88-1261-025120 |
| PACK. | 25 200 Pcs |



COLOUR. zinc plated 025 only
USE WITH. Valance FRS120, End Caps FRS120

FRS100 CENTRE SUPPORT BRACKET
Universal Fix

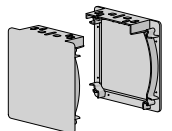
| | |
|-------|------------------|
| CODE. | RB88-1061-025100 |
| PACK. | 25 250 Pcs |



COLOUR. zinc plated 025 only
USE WITH. Valance FRS100, End Caps FRS100

FRS120 VALANCE END CAPS
LH & RH Set

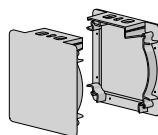
| | |
|-------|------------------|
| CODE. | RB88-1221-xxx120 |
| PACK. | 4 80 Sets |



COLOUR. black 050, pure white 069, sandstone 269, silver grey 338
USE WITH. Valance FRS120, Mounting Rail- Base 50

FRS100 VALANCE END CAPS
LH & RH Set

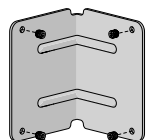
| | |
|-------|------------------|
| CODE. | RB88-1021-xxx100 |
| PACK. | 10 100 Sets |



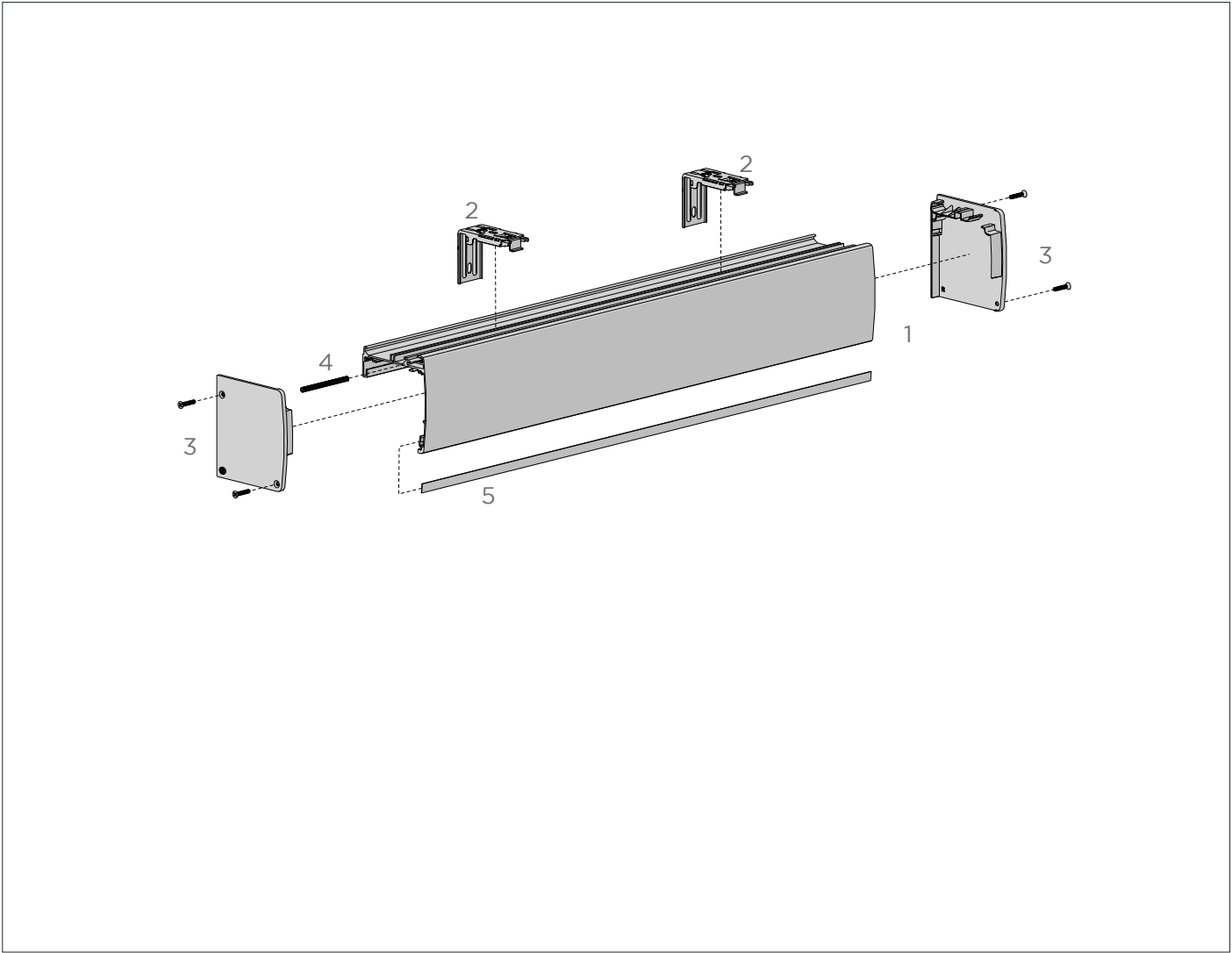
COLOUR. black 050, pure white 069, sandstone 269, silver grey 338
USE WITH. Valance FRS100, Brackets - AX & VX, Mounting Rail

FRS120 CORNER BRACKET SET
+ Grub Screws

| | |
|-------|------------------|
| CODE. | RB88-2121-025120 |
| PACK. | 10 200 Sets |



COLOUR. zinc plated 025 only
USE WITH. Valance FRS120, Panel Glide & Vertical Systems

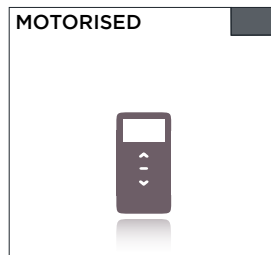
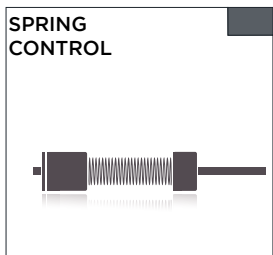


COLOUR RANGE

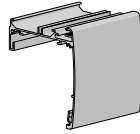


pure white sandstone anodised black

COMPATIBLE SYSTEMS



P95 - BASE 50
5.8 Metre Lgth



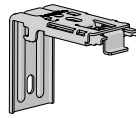
| | | | |
|-------|------------------|------------------|-----------------------|
| TYPE. | Mill Finish | Nat Anodised | Colours - refer below |
| CODE. | RB88-0150-000580 | RB88-0150-020580 | RB88-0150-xxx580 |
| PACK. | 4 32 Lgths | 4 32 Lgths | 4 32 Lgths |

COLOUR. black 050, pure white 069, sandstone 269
USE WITH. End Cap Set, Spring Loaded Brkt, VX/LX Bracket 40 & 55p & Spline

P95 - SPRING LOADED BRACKET
Universal Fix

| | |
|-------|------------------|
| CODE. | RB88-0122-025001 |
| PACK. | 50 250 Pcs |

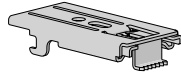
COLOUR. zinc plated 025 only
USE WITH. P95



P95 - SPRING LOADED BRACKET
Top/ Ceiling Fix

| | |
|-------|------------------|
| CODE. | RB88-0121-025001 |
| PACK. | 50 500 Pcs |

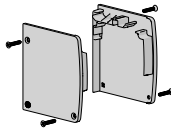
COLOUR. zinc plated 025 only
USE WITH. P95



P95 - END CAP SET + FIXING SCREWS
LH & RH Set

| | |
|-------|-----------------------|
| TYPE. | Colours - refer below |
| CODE. | RB88-0101-xxx001 |
| PACK. | 10 100 Sets |

COLOUR. black 050, pure white 069, sandstone 269, silver grey 338
USE WITH. P95



RIBBED ROUND SPLINE - 4.6MM
300 Lm Roll

| | |
|-------|------------------|
| SIZE. | 4.6mm |
| CODE. | SS91-5246-050300 |
| PACK. | 300 3000 Rolls |

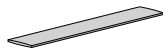
COLOUR. black 050 only
USE WITH. P95



9MM ACM FLAT SPLINE - NO TAPE
100 Lm Roll

| | |
|-------|------------------|
| TYPE. | No Tape |
| CODE. | RB92-0901-001100 |
| PACK. | 1 10 Rolls |

COLOUR. natural 001 only
USE WITH. P95




9MM ACM FLAT SPLINE - WITH DOUBLE SIDED TAPE
Double Sided MP-HR TAPE | 75 Lm Roll

| | | |
|-------|------------------|------------------|
| TYPE. | One Side | Two Sides |
| CODE. | RB92-0902-001075 | RB92-0903-001075 |
| PACK. | 1 10 Rolls | 1 10 Rolls |

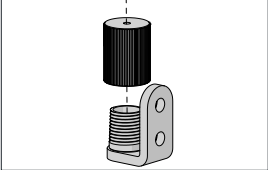
COLOUR. natural 001 only
USE WITH. P95



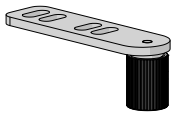


PRODUCT OPTIONS

WIRE STOPPER
(alternative floor
fixing device)



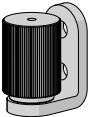
TENSIONING WIRE STOPPER + ADJUSTER
Top/Ceiling Fix



| | |
|-------|------------------|
| CODE. | RB91-3120-xxx000 |
| PACK. | 10 100 Sets |

COLOUR. silver 024
USE WITH. Wire Guide Tensioning Cable, AX/ VX/ LX Brackets

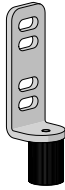
TENSIONING WIRE STOPPER + ADJUSTER
Face/Wall Fix



| | |
|-------|------------------|
| TYPE. | Steel |
| CODE. | SS31-3101-020000 |
| PACK. | 10 100 Sets |

COLOUR. silver 020 only
USE WITH. Wire Guide Tensioning Cable


TENSIONING WIRE STOPPER + ADJUSTER
Face/Wall Fix



| | |
|-------|------------------|
| CODE. | RB91-3121-xxx000 |
| PACK. | 10 100 Sets |

COLOUR. silver 024
USE WITH. Wire Guide Tensioning Cable, AX/ VX/ LX Brackets

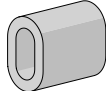
WIRE GUIDE TENSIONING CABLE



| | |
|-------|------------------|
| SIZE. | 1.2 mm |
| CODE. | RB91-3602-010012 |
| PACK. | 50 300 Lm |

COLOUR. stainless steel 010 only
USE WITH. Tensioning Wire Stopper + Adjustor, Crimping Clip

CRIMPING CLIP
for 1.2mm Tensioning Cable

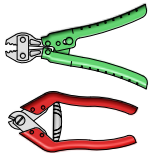


| | |
|-------|------------------|
| SIZE. | 6 mm |
| CODE. | RB91-3611-020010 |
| PACK. | 100 1000 Pcs |

COLOUR. silver 020 only
USE WITH. Wire Guide Tensioning Cable

SWAGE CRIMPING & WIRE CUTTING TOOL
0.1-2.2mm Tensioning Cable

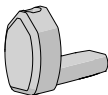
Price not subject to group discount



| | |
|-------|------------------|
| CODE. | TM10-0501-000022 |
| PACK. | 1 Set |

USE WITH. Wire Guide Tensioning Cable, Crimping Clip

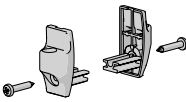
FLAT BOTTOM RAIL SIDE/WIRE GUIDE END CAP
Universal



| | |
|-------|------------------|
| CODE. | RB91-2205-xxx001 |
| PACK. | 100 500 Pcs |

COLOUR. black 050, pure white 069, sandstone 269, silver grey 338
USE WITH. FLAT Bottom Rail, Wire Guide Tensioning Cable

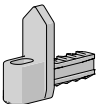
D30 MEDIUM BOTTOM RAIL WIRE GUIDE END CAPS
RH & LH Set



| | |
|-------|------------------|
| CODE. | RB91-2231-xxx002 |
| PACK. | 50 1000 Sets |

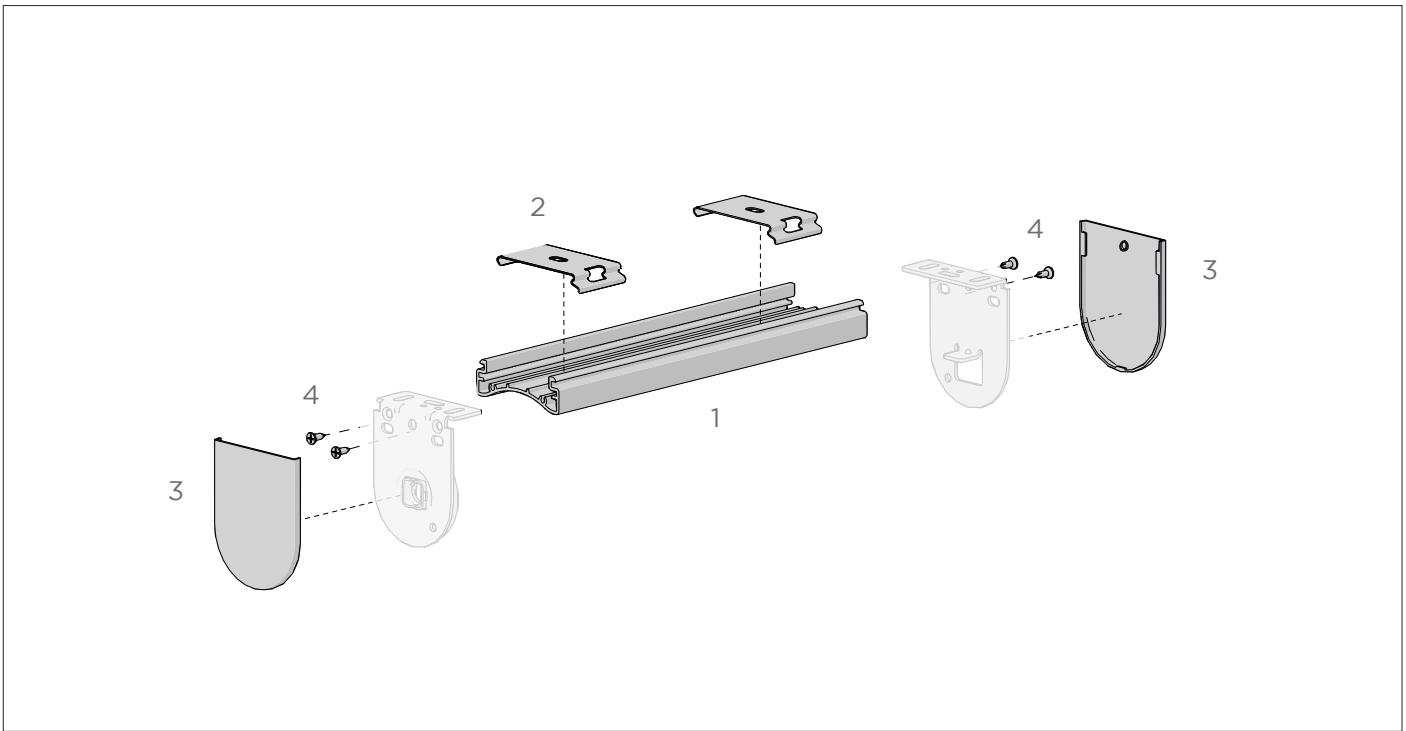
COLOUR. black 050, pure white 069, sandstone 269, silver grey 338
USE WITH. D30 Bottom Rail, Wire Guide Tensioning Cable

F4115 FLAT HEAVY DUTY WIRE GUIDE END CAP
Universal



| | |
|-------|------------------|
| CODE. | SB06-0210-xxx003 |
| PACK. | 50 1000 Pcs |

COLOUR. black 050, pure white 069, sandstone 269, silver grey 338
USE WITH. F4115 FLAT Heavy Duty Bottom Rail, Wire Guide Tensioning Cable



COLOUR RANGE

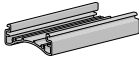


pure white

COMPONENTS

MKII MOUNTING RAIL | BASE 50
5.8 Metre Length

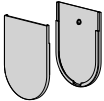
| | |
|-------|------------------|
| TYPE. | Pure White |
| CODE. | RB88-2051-069580 |
| PACK. | 10 160 Lgth |



COLOUR. pure white 069
USE WITH. LX Brackets, Slimline Spring Clip Bracket

VX/LX BRACKET COVER CAPS - MKII MOUNTING RAIL
40mm Projection

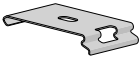
| | |
|-------|------------------|
| CODE. | RB88-4151-xxx040 |
| PACK. | 25 1000 Pair |



COLOUR. pure white 069
USE WITH. MKII Mounting Rail - Base 50, Installation Brackets

SLIMLINE SPRING CLIP BRACKET
Universal Fix


| | |
|-------|------------------|
| TYPE. | Pure White |
| CODE. | RB88-2092-069001 |
| PACK. | 100 1000 Pcs |



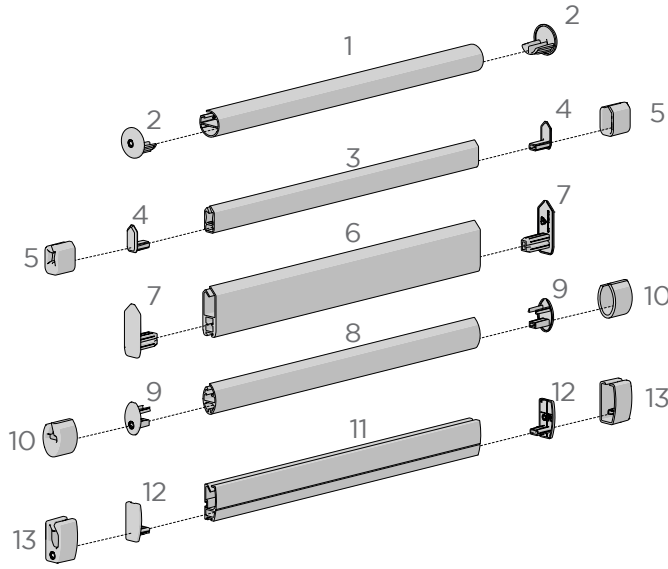
COLOUR. pure white 069
USE WITH. Mounting Rail

SELF TAPPING SCREWS | PHILIPS COUNTER SUNK HEAD
#4 x 3/8

| | |
|-------|------------------|
| CODE. | HD82-1904-025010 |
| PACK. | 100 40000 |



COLOUR. Zinc plated 025 only
USE WITH. MKII Mounting Rail - Installation Brackets.



COLOUR RANGE

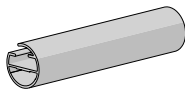


COMPONENTS

ROUND ALUMINIUM BOTTOM RAIL

22.0mm x 5.8mt Lgth

| TYPE. | Nat Anodised | Colours - refer below |
|-------|------------------|-----------------------|
| CODE. | RB91-1203-020580 | RB91-1203-xxx580 |
| PACK. | 10 200 Lgths | 10 200 Lgths |

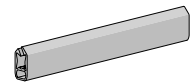


COLOUR. black 050, pure white 069, sandstone 269
 USE WITH. Spline - Flat 15mm, ROUND Slimline

FLAT ALUMINIUM BOTTOM RAIL

11.0 x 22.0mm x 4.8mt Lgth

| TYPE. | Nat Anodised | Colours - refer below |
|-------|------------------|-----------------------|
| CODE. | RB91-1205-020480 | RB91-1205-xxx480 |
| PACK. | 10 320 Lgths | 10 320 Lgths |

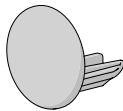


COLOUR. black 050, pure white 069, sandstone 269, bone 280, barley 283
 USE WITH. Spline-Flat 10mm, Flat End Cap, Flat Side/WG End Cap, B/Rail Weight Rod

ROUND SLIMLINE BOTTOM RAIL END CAP

Universal

| | |
|-------|------------------|
| CODE. | RB91-2104-xxx022 |
| PACK. | 100 5000 Pcs |

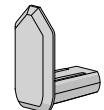


COLOUR. black 050, pure white 069, sandstone 269, silver grey 338
 USE WITH. ROUND Bottom Rail

FLAT BOTTOM RAIL END CAP

Universal

| | |
|-------|------------------|
| CODE. | RB91-2105-xxx001 |
| PACK. | 100 5000 Pcs |



COLOUR. black 050, p/white 069, sandstone 269, bone 280, barley 283, s/grey 338
 USE WITH. FLAT Bottom Rail

FLAT BOTTOM RAIL SIDE/WIRE GUIDE END CAP
Universal

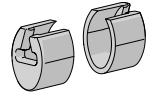
| | |
|-------|------------------|
| CODE. | RB91-2205-xxx001 |
| PACK. | 100 500 Pcs |



COLOUR. black 050, pure white 069, sandstone 269, silver grey 338
USE WITH. FLAT Bottom Rail, Wire Guide Tensioning Cable

OVAL RAIL FABRIC FEEDING FUNNEL
LH & RH Set

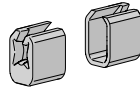
| | |
|-------|------------------|
| CODE. | RB91-7026-393000 |
| PACK. | 1 Pairs |



COLOUR. sky blue 393 only
USE WITH. OVAL Bottom Rail

FLAT BOTTOM RAIL FABRIC FEEDING FUNNEL
LH & RH Set

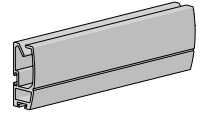
| | |
|-------|------------------|
| CODE. | RB91-7005-393000 |
| PACK. | 1 Pair |



COLOUR. sky blue 393 only
USE WITH. FLAT Bottom Rail

D30 SILENT MEDIUM ALUMINIUM BOTTOM RAIL
14.0 x 31.0mm x 5.8mt Lgth

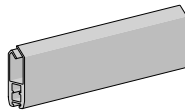
| | | |
|-------|------------------|-----------------------|
| TYPE. | Nat Anodised | Colours - refer below |
| CODE. | RB91-1232-020580 | RB91-1232-xx580 |
| PACK. | 10 140 Lgths | 10 140 Lgths |



COLOUR. black 050, p/white 069, b/pearl 082, s/stone 269, bone 280, barley 283, dune 428
USE WITH. Spline 15mm, D30 End Cap, WG End Cap, 7mm Fabric brush, bubble seal

F4115 FLAT HEAVY DUTY BOTTOM RAIL
41.0 x 15.0mm

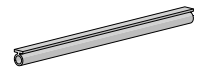
| | |
|-------|-----------------------|
| TYPE. | Colours - refer below |
| CODE. | SB06-0201-xxx580 |
| PACK. | 10 150 Lgths |



COLOUR. black, satin 050, pure white 069
USE WITH. 15mm Spline, F4115 Wire Guide & Std End Cap, Weight rod

BUBBLE SEAL SMALL
5mm - 1 Roll = 100 Metres

| | |
|-------|------------------|
| CODE. | SB91-0005-001100 |
| PACK. | 100 1000 Lm |



COLOUR. clear 001
USE WITH. D30 Silent Bottom Rail

F4115 FLAT HEAVY DUTY END CAP
Universal

| | |
|-------|------------------|
| CODE. | SB06-0210-xxx000 |
| PACK. | 100 2000 Pcs |



COLOUR. black 050, pure white 069
USE WITH. F4115 FLAT Heavy Duty Bottom Rail

D30 BOTTOM RAIL END CAP
LH & RH

| | |
|-------|------------------|
| CODE. | RB91-2131-xxx002 |
| PACK. | 50 2500 Pairs |



COLOUR. black, satin 050, pure white 069, bronze pearl 082, sandstone 269, bone 280, barley 283, silver grey 338, dune 428
USE WITH. D30 Silent bottom rail

F4115 FLAT HEAVY DUTY WIRE GUIDE END CAP
Universal

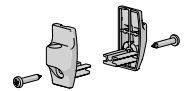
| | |
|-------|------------------|
| CODE. | SB06-0210-xxx003 |
| PACK. | 50 1000 Pcs |



COLOUR. black 050, pure white 069
USE WITH. F4115 FLAT Heavy Duty Bottom Rail, Wire Guide Tensioning Cable

D30 MEDIUM BOTTOM RAIL WIRE GUIDE END CAPS
RH & LH Set

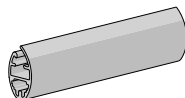
| | |
|-------|------------------|
| CODE. | RB91-2231-xxx002 |
| PACK. | 50 1000 Sets |



COLOUR. black 050, pure white 069, sandstone 269, silver grey 338
USE WITH. D30 Silent Bottom Rail, Wire Guide Tensioning Cable

OVAL ALUMINIUM BOTTOM RAIL
15.0 x 26.0mm x 4.8mt Lgth

| | |
|-------|------------------|
| TYPE. | Nat Anodised |
| CODE. | RB91-1226-020480 |
| PACK. | 10 200 Lgths |

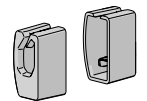


| | | |
|-------|------------------|-----------------------|
| TYPE. | Bronze Pearl | Colours - refer below |
| CODE. | RB91-1226-082480 | RB91-1226-xxx480 |
| PACK. | 10 200 Lgths | 10 200 Lgths |

COLOUR. black, satin 050, pure white 069, sandstone 269, bone 280, barley 283, dune428
USE WITH. Spline - Flat 10mm, OVAL End Cap, Base rail Weight rod

D30 FABRIC FEEDING FUNNEL
LH & RH

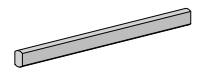
| | |
|-------|------------------|
| CODE. | RB91-7030-393000 |
| PACK. | 1 Pair |



COLOUR. sky blue 393 only
USE WITH. D30 Bottom Rail

BASE RAIL WEIGHT ROD
5.00 x 7.5mm x 3mt Lgth

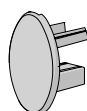
| | |
|-------|------------------|
| CODE. | VB05-0301-025300 |
| PACK. | 40 Lgths |



COLOUR. silver ZINC plated 025
USE WITH. MINI, OVAL, FLAT & F4115 FLAT Heavy Duty Bottom Rail, D30 Rail

OVAL BOTTOM RAIL END CAP
Universal

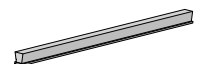
| | |
|-------|-----------------------|
| TYPE. | Colours - refer below |
| CODE. | RB91-2126-xxx001 |
| PACK. | 100 5000 Pcs |



COLOUR. black 050, pure white 069, bronze pearl 082, sandstone 269, bone 280, barley 283, silver grey 338, dune 428
USE WITH. OVAL Bottom Rail

FABRIC BRUSH T-SLOT FIT


| | | |
|-------|--------------------|--------------------|
| TYPE. | 5mm / 1 Roll=500Lm | 7mm / 1 Roll=350Lm |
| CODE. | SB91-0011-050500 | AW91-1501-050000 |
| PACK. | 500 2000 Lm | 350 1400 Lm |



COLOUR. black 050 only
USE WITH. D30 & F4115 Flat Heavy Duty Bottom Rail

10MM ACM FLAT SPLINE - NO TAPE
100 Lm Roll


| | |
|-------|------------------|
| TYPE. | No Tape |
| CODE. | RB92-1001-001100 |
| PACK. | 1 10 Rolls |



COLOUR. natural 001 only
USE WITH. OVAL & FLAT Bottom Rail

10MM ACM FLAT SPLINE - WITH DOUBLE SIDED TAPE
Double Sided MP-HR TAPE 75 Lm Roll


| | | |
|-------|------------------|------------------|
| TYPE. | One Side | Two Sides |
| CODE. | RB92-1002-001075 | RB92-1003-001075 |
| PACK. | 1 10 Rolls | 1 10 Rolls |



COLOUR. natural 001 only
USE WITH. OVAL & FLAT Bottom Rail

15MM ACM FLAT SPLINE - NO TAPE
100 Lm Roll


| | |
|-------|------------------|
| TYPE. | No Tape |
| CODE. | RB92-1501-001100 |
| PACK. | 1 10 Rolls |



COLOUR. natural 001 only
USE WITH. ROUND & F4115 FLAT Heavy Duty Bottom Rail, D30 Bottom Rail

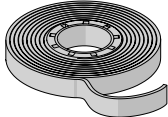
15MM ACM FLAT SPLINE - WITH DOUBLE SIDED TAPE
Double Sided MP-HR TAPE 75 Lm Roll

| | | |
|-------|------------------|------------------|
| TYPE. | One Side | Two Sides |
| CODE. | RB92-1502-001075 | RB92-1503-001075 |
| PACK. | 1 10 Rolls | 1 10 Rolls |



COLOUR. natural 001 only
USE WITH. ROUND & F4115 FLAT Heavy Duty Bottom Rail, D30 Bottom Rail

STANDARD DOUBLE SIDED TAPE
50 Lm Roll




Price not subject to group discount

| | | | |
|-------|------------------|------------------|------------------|
| TYPE. | 6mm | 12mm | 18mm |
| CODE. | HD31-0301-001006 | HD31-0301-001012 | HD31-0301-001018 |
| PACK. | 1 192 Rolls | 1 96 Rolls | 1 64 Rolls |

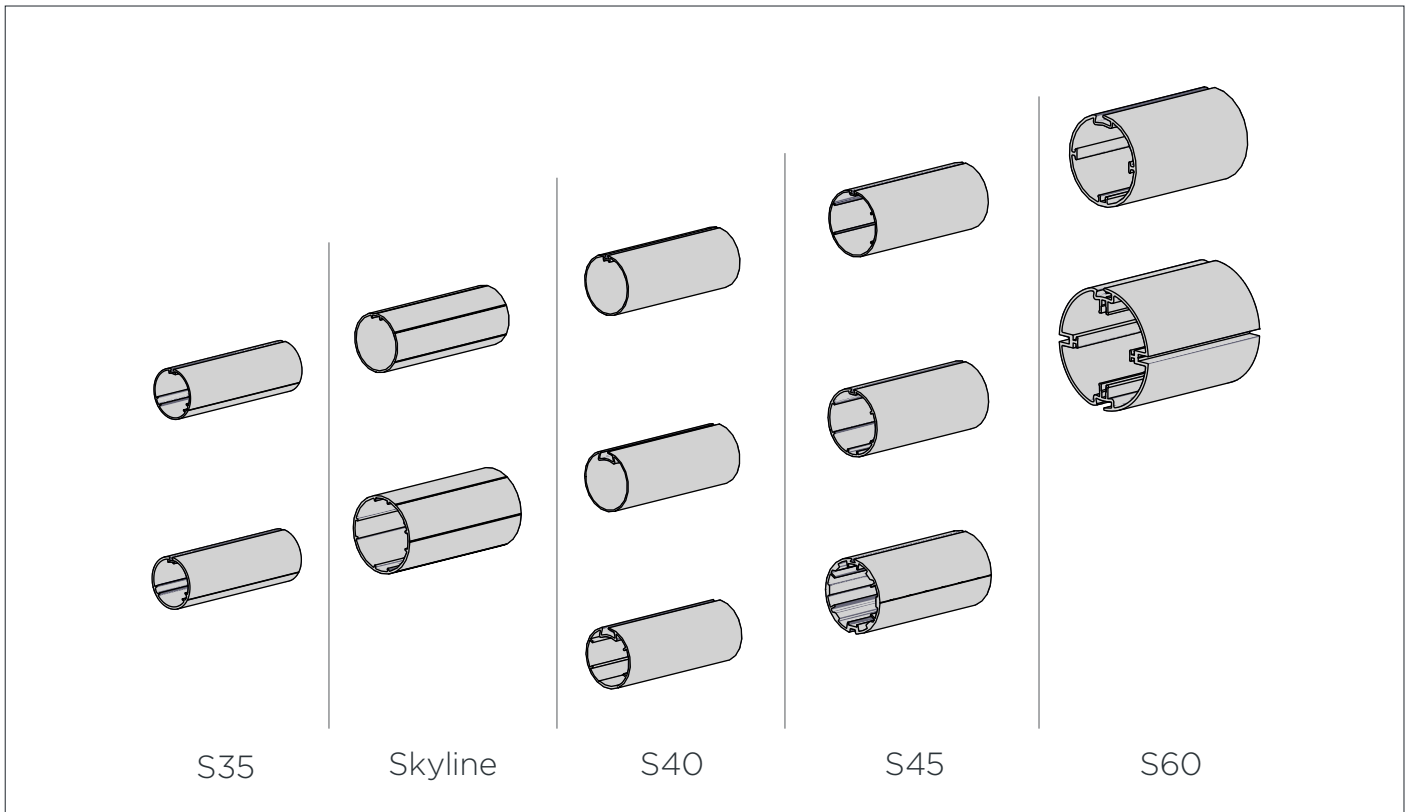
COLOUR. clear 001 only
USE WITH. Flat Splines

RING PULL 45MM

| | |
|--------|------------------|
| TYPE. | plated - silver |
| PRICE. | \$2.37 / PIECE |
| CODE. | RB91-5201-020045 |
| PACK. | 50 600 Pcs |



COLOUR. Silver 020
USE WITH. Bottom Lath

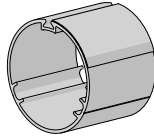


| | | | TAPE | | TUBE COMPATIBILITY | | | | | | | | | | | | | |
|---------|------------------|-------------|--------|------|--------------------|------|---------|------|------|-------------|----------|----------|-----------|----------|-----------------|--------|-----------------|------|
| | | | YES | | NO | | | | | | | | | | | | | |
| | | | CARTON | BULK | CARTON | BULK | RB07/08 | RB09 | SL15 | SL20 / G200 | 1.1Nm 5V | 2.0Nm 5V | 3.0Nm 12V | 6.0Nm AC | Q10Nm / 15Nm FT | SPRING | ESA / ESU / ESW | RB10 |
| S35 | STANDARD | T-SPLINE | ✓ | | | | ✓ | | | | ✓ | | | | | ✓ | | |
| | HEAVY DUTY | T-SPLINE | ✓ | | | | ✓ | | | | ✓ | | | | | ✓ | | |
| S40 | 39 SPLINE | FLAT SPLINE | | | ✓ | | ✓ | | | | | | | | | ✓ | | |
| | STANDARD | FLAT SPLINE | | ✓ | ✓ | ✓ | ✓ | | ✓ | | | | | | | ✓ | | |
| | HEAVY DUTY | FLAT SPLINE | | | ✓ | | ✓ | | | | | | | | | ✓ | | |
| S45 | LIGHT | T-SPLINE | ✓ | ✓ | ✓ | ✓ | ✓ | ✓ | ✓ | | ✓ | ✓ | ✓ | | | ✓ | ✓ | |
| | STANDARD | T-SPLINE | ✓ | ✓ | ✓ | ✓ | ✓ | ✓ | ✓ | | ✓ | ✓ | ✓ | | | ✓ | ✓ | |
| | HEAVY DUTY | T-SPLINE | ✓ | ✓ | ✓ | ✓ | ✓ | ✓ | | | ✓ | ✓ | ✓ | | | ✓ | ✓ | |
| S60 | STANDARD 3.6M | FLAT SPLINE | ✓ | | | | | ✓ | | | | | | ✓ | ✓ | ✓ | | ✓ |
| | STANDARD 5.8M | FLAT SPLINE | ✓ | | ✓ | | | ✓ | | | | | | ✓ | ✓ | ✓ | | ✓ |
| | HEAVY DUTY 4.8M | FLAT SPLINE | ✓ | | | | | | | | | | | | ✓ | | | ✓ |
| SKYLINE | 38MM OD [1-1/2"] | N/A | ✓ | | | | | | | ✓ | ✓ | | | | | | | |
| | 50MM OD [2"] | N/A | ✓ | | | | | | | | ✓ | | | | | | | |

S35

T-SPLINE ALUMINIUM TUBE | S35 - STANDARD
O.D 33.0mm x 5.8m Lgth

| | |
|-------|------------------|
| TYPE. | with D/S Tape |
| CODE. | RB93-6333-000580 |
| PACK. | 10 120 Lgths |

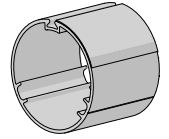


USE WITH. S35 Hardware, T-Spline

SKYLINE

ROLLEASE TUBE + MP TAPE | 1-1/2"
O.D 38mm, 5.8m Lgth

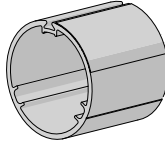
| | |
|-------|------------------|
| TYPE. | With D/S Tape |
| CODE. | RTEA-4T05-000580 |
| PACK. | 10 120 Lgths |



USE WITH. 38mm Hardware

T-SPLINE ALUMINIUM TUBE | S35 - HEAVY DUTY
O.D 34.0mm x 5.8m Lgth

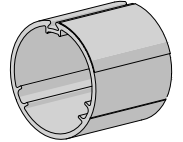
| | |
|-------|------------------|
| TYPE. | with D/S Tape |
| CODE. | RB93-6335-000580 |
| PACK. | 10 120 Lgths |



USE WITH. S35 Systems, T-Spline

ROLLEASE TUBE + M/P TAPE | 2"
O.D 50.0mm x 5.8m Lgth

| | |
|-------|------------------|
| TYPE. | With D/S Tape |
| CODE. | RTEA-5T05-000580 |
| PACK. | 6 72 Lgths |

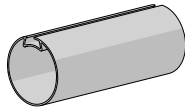


USE WITH. 50mm Tube Adaptors

S40

ALUMINIUM TUBE | S40 - 39 SPLINE

O.D 39.0mm x 5.8mt Lgth



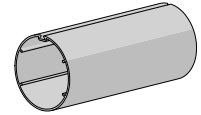
| | |
|-------|------------------|
| CODE. | RB91-0237-000580 |
| PACK. | 10 120 Lgths |

USE WITH. S40 Hardware, 9mm Flat Spline

S45

T-SPLINE ALUMINIUM TUBE | S45 - LIGHT

O.D 43.0mm x 5.8m Lgth



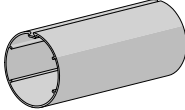
| | | |
|-------|------------------|------------------------|
| TYPE. | No Tape Carton | with D/S Tape Carton |
| CODE. | RB93-0443-000580 | RB93-6443-000580 |
| PACK. | 10 80 Lgths | 10 80 Lgths |

| | | |
|-------|------------------|----------------------|
| TYPE. | No Tape Bulk | with D/S Tape Bulk |
| CODE. | RB93-0443-000582 | RB93-6443-000582 |
| PACK. | 80 Lgths | 80 Lgths |

USE WITH. S45 Hardware, T - Spline

T-SPLINE ALUMINIUM TUBE | S40 - STANDARD

O.D 39.4mm x 5.8m Lgth

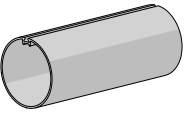


| | | |
|-------|------------------|------------------|
| TYPE. | No Tape | No Tape Bulk |
| CODE. | RB93-0440-000580 | RB93-0440-000582 |
| PACK. | 10 100 Lgths | 96 Lgths |

USE WITH. S40 Hardware, T - Spline

T-SPLINE ALUMINIUM TUBE | S40 - STANDARD

O.D 39.4mm x 5.8m Lgth

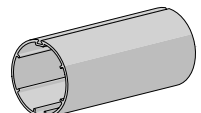


| | |
|-------|------------------|
| TYPE. | Tape Bulk |
| CODE. | RB93-6440-000582 |
| PACK. | 96 Lgths |

USE WITH. S40 Hardware, T - Spline

T-SPLINE ALUMINIUM TUBE | S45 - STANDARD

O.D 44.0mm x 5.8m Lgth



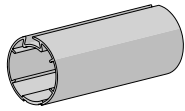
| | | |
|-------|------------------|------------------------|
| TYPE. | No Tape Carton | with D/S Tape Carton |
| CODE. | RB93-0444-000580 | RB93-6444-000580 |
| PACK. | 10 80 Lgths | 10 80 Lgths |

| | | |
|-------|------------------|----------------------|
| TYPE. | No Tape Bulk | with D/S Tape Bulk |
| CODE. | RB93-0444-000582 | RB93-6444-000582 |
| PACK. | 80 Lgths | 80 Lgths |

USE WITH. S45 Hardware, T - Spline

ALUMINIUM TUBE - S40 | 40 HEAVY DUTY

O.D 39.4mm x 5.8m Lgth

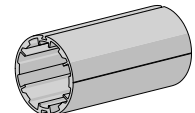


| | |
|-------|------------------|
| SIZE. | No Tape |
| CODE. | RB91-0241-000550 |
| PACK. | 10 120 Lgths |

USE WITH. S40 Hardware, 9mm Flat Spline

T-SPLINE ALUMINIUM TUBE | S45 - HEAVY DUTY

O.D 49.0mm x 5.8m Lgth



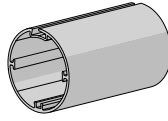
| | | |
|-------|------------------|------------------------|
| TYPE. | No Tape Carton | with D/S Tape Carton |
| CODE. | RB93-0449-000580 | RB93-6449-000580 |
| PACK. | 6 54 Lgths | 6 54 Lgths |

| | | |
|-------|------------------|----------------------|
| TYPE. | No Tape Bulk | with D/S Tape Bulk |
| CODE. | RB93-0449-000582 | RB93-6449-000582 |
| PACK. | 54 Lgths | 54 Lgths |

USE WITH. S45 Hardware, T - Spline

S60

ALUMINIUM TUBE | S60 | 60 STANDARD
O.D 60.0mm

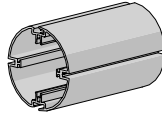


| | |
|-------|----------------------|
| TYPE. | 3.6m with D/S Tape |
| CODE. | RB91-6260-000360 |
| PACK. | 4 36 Lgths |

| | | |
|-------|------------------|----------------------|
| TYPE. | 5.8m No Tape | 5.8m with D/S Tape |
| CODE. | RB91-0260-000580 | RB91-6260-000580 |
| PACK. | 4 36 Lgths | 4 36 Lgths |

USE WITH. RB10 Tube Adaptors S60, 9mm Flat Spline

ALUMINIUM TUBE - S60 | 80 HEAVY DUTY
O.D 80.0mm x 4.8mt



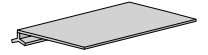
| | |
|-------|--------------------------|
| SIZE. | 4.8m - No Tape Cartons |
| CODE. | RB91-0280-000480 |
| PACK. | 2 20 Lgths |

USE WITH. S60 Hardware, 9mm Flat Spline

TUBE ATTACHMENTS

T-SPLINE - SLIDE-ON
18mm Tail x 200 Lm Roll

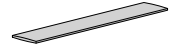
| | |
|-------|------------------|
| TYPE. | SLIDE ON |
| CODE. | RB92-0404-311215 |
| PACK. | 1 10 Rolls |



COLOUR. Light grey 311 only
USE WITH. T-SPLINE Aluminium Tubes

9MM ACM FLAT SPLINE - NO TAPE
100 Lm Roll

| | |
|-------|------------------|
| TYPE. | No Tape |
| CODE. | RB92-0901-001100 |
| PACK. | 1 10 Rolls |



COLOUR. Natural 001 only
USE WITH. Flat Spline Tubes

9MM ACM FLAT SPLINE - WITH DOUBLE SIDED TAPE
Double Sided MP-HR TAPE | 75 Lm Roll

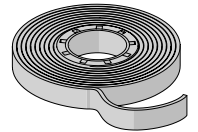
| | | |
|-------|------------------|------------------|
| TYPE. | One Side | Two Sides |
| CODE. | RB92-0902-001075 | RB92-0903-001075 |
| PACK. | 1 10 Rolls | 1 10 Rolls |



COLOUR. Natural 001 only
USE WITH. Flat Spline Tubes

MULTI-PURPOSE DOUBLE SIDED TAPE
50 Lm Roll

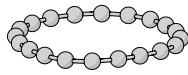
| | | |
|-------|------------------|------------------|
| TYPE. | 12mm | 18mm |
| CODE. | HD31-0401-001012 | HD31-0401-001018 |
| PACK. | 1 36 Rolls | 1 24 Rolls |



COLOUR. Clear 001 only
USE WITH. Aluminium Tubes

PRE LOOPED METAL ROTATION CHAIN | STEEL
#10/4.5 Double Bead - 6p/48-49

| | |
|-------|------------------|
| SIZE. | 50cm |
| CODE. | VA01-1401-S20050 |
| PACK. | 10 500 Pcs |



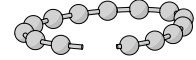
| | | | |
|-------|------------------|------------------|------------------|
| SIZE. | 75cm | 100cm | 125cm |
| CODE. | VA01-1401-S20075 | VA01-1401-S20100 | VA01-1401-S20125 |
| PACK. | 10 500 Pcs | 10 400 Pcs | 10 300 Pcs |

| | | | |
|-------|------------------|------------------|------------------|
| SIZE. | 150cm | 175cm | 200cm |
| CODE. | VA01-1401-S20150 | VA01-1401-S20175 | VA01-1401-S20200 |
| PACK. | 10 250 Pcs | 10 200 Pcs | 10 200 Pcs |

USE WITH. Easy-Lock Chain Winders RB07, RB08, RB09

METAL ROTATION CHAIN | 150LM ROLLS
#10/405 Double Bead - 6p/48-49

| | | |
|-------|------------------|--------------------|
| SIZE. | Brass - silver | Aluminium - silver |
| CODE. | VA01-1401-020B45 | VA01-1401-020A45 |
| PACK. | 150 600 Lm | 150 600 Lm |

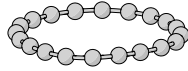


| | | |
|-------|------------------------|------------------|
| SIZE. | Nickel Plated - silver | Stainless Steel |
| CODE. | VA01-1401-020S45 | VA01-1401-010X45 |
| PACK. | 150 600 Lm | 150 600 Lm |

USE WITH. Easy-Lock Chain Winders RB07, RB08, RB09

PRE LOOPED METAL ROTATION CHAIN | STAINLESS STEEL
#10/4.5 Double Bead - 6p/48-49

| | |
|-------|------------------|
| SIZE. | 50cm |
| CODE. | VA01-1401-X10050 |
| PACK. | 10 500 Pcs |



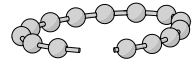
| | | | |
|-------|------------------|------------------|------------------|
| SIZE. | 75cm | 100cm | 125cm |
| CODE. | VA01-1401-X10075 | VA01-1401-X10100 | VA01-1401-X10125 |
| PACK. | 10 500 Pcs | 10 400 Pcs | 10 300 Pcs |

| | | | |
|-------|------------------|------------------|------------------|
| SIZE. | 150cm | 175cm | 200cm |
| CODE. | VA01-1401-X10150 | VA01-1401-X10175 | VA01-1401-X10200 |
| PACK. | 10 250 Pcs | 10 200 Pcs | 10 200 Pcs |

USE WITH. Easy-Lock Chain Winders RB07, RB08, RB09

PLASTIC ROTATION CHAIN | 150LM ROLLS
#10/4.5 Double Bead | 6p/48-49

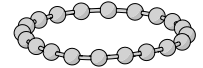
| | |
|-------|-----------------------|
| TYPE. | Colours - refer below |
| CODE. | VA01-1406-xxx000 |
| PACK. | 150 1200 Lms |



COLOUR. black 050, pure white 069, silver grey 338, birch white 412, barley 283
USE WITH. Easy-Lock Chain Winders RB07, RB08, RB09

PRE LOOPED PLASTIC ROTATION CHAIN | COLOURS
#10/4.5 Double Bead - 6p/48-49 [*=Runout]

| | |
|-------|------------------|
| SIZE. | 50cm |
| CODE. | VA01-1406-xxx050 |
| PACK. | 10 500 Pcs |



| | | | |
|-------|------------------|------------------|------------------|
| SIZE. | 75cm | 100cm | 125cm |
| CODE. | VA01-1406-xxx075 | VA01-1406-xxx100 | VA01-1406-xxx125 |
| PACK. | 10 500 Pcs | 10 500 Pcs | 10 500 Pcs |

| | | | |
|-------|------------------|------------------|------------------|
| SIZE. | 150cm | 175cm | 200cm |
| CODE. | VA01-1406-xxx150 | VA01-1406-xxx175 | VA01-1406-xxx200 |
| PACK. | 10 500 Pcs | 10 500 Pcs | 10 400 Pcs |

| | | | |
|-------|------------------|------------------|------------------|
| SIZE. | 225cm | 250cm* | 275cm* |
| CODE. | VA01-1406-xxx225 | VA01-1406-xxx250 | VA01-1406-xxx275 |
| PACK. | 10 400 Pcs | 10 200 Pcs | 10 200 Pcs |

COLOUR. black 050, p/white 069, s/grey 338, b/white 412, barley 283*
USE WITH. Easy-Lock Chain Winders RB07, RB08, RB09

METAL CHAIN JOINING PLIERS - S/S, STEEL & BRASS
#10/4.5

Price not subject to group discount

| | |
|-------|------------------|
| CODE. | TM10-0282-000045 |
| PACK. | 1 Set |



COLOUR. silver 020 only
USE WITH. #10 / 4.5mm Ball Metal Rotation Chain

METAL CHAIN CONNECTOR
#10/4.5

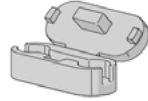
| | | |
|-------|------------------|---------------------|
| TYPE. | Stainless Steel | Nickel Plated Brass |
| CODE. | VA01-1521-010000 | VA01-1521-024000 |
| PACK. | 1000 25000 Pcs | 1000 25000 Pcs |



COLOUR. silver nickel plated 024, stainless steel 010
USE WITH. #10 Rotation Chains - Plastic or Metal

PLASTIC CHAIN CONNECTOR
#10/4.5

| | |
|-------|------------------|
| CODE. | VA01-1501-xxx000 |
| PACK. | 1000 20000 Pcs |



COLOUR. clear 001, White 069
USE WITH. #10 Plastic Rotation Chain

CHAIN STOP BALL - 6.35MM
#10

| | |
|-------|------------------|
| TYPE. | Silver |
| CODE. | VA92-1008-020006 |
| PACK. | 200 10000 Pcs |



COLOUR. silver 020 only
USE WITH. #10 Rotation Chains - Plastic or Metal

CHAIN STOP BALL - 8MM
#10

| | |
|-------|------------------|
| TYPE. | Silver |
| CODE. | VA92-1008-020008 |
| PACK. | 200 10000 Pcs |



COLOUR. silver 020 only
USE WITH. #10 Rotation Chains - Plastic or Metal

CLEAR ROUND STOP BALL

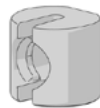
| | |
|-------|------------------|
| CODE. | VA92-1012-001000 |
| PACK. | 500 20000 |



COLOUR. clear 001 only
USE WITH. #10 Rotation Chains - Plastic or Metal

CHAIN STOPPER BARREL
#10 | 8mm

| | |
|-------|------------------|
| CODE. | VA92-1010-001008 |
| PACK. | 1000 10000 Pcs |



COLOUR. clear 001 only
USE WITH. #10 Rotation Chains - Plastic or Metal

CHAIN STOPPER WASHER
#10

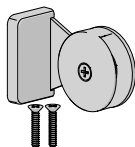
| | |
|-------|------------------|
| CODE. | VA92-8236-001000 |
| PACK. | 1000 50000 Pcs |



COLOUR. clear 001 only
USE WITH. #10 Rotation Chains - Plastic or Metal

CHAIN TENSIONERS & SCREWS
Face/Wall Fix

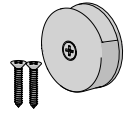
| | |
|-------|------------------|
| CODE. | RB91-1321-xxx000 |
| PACK. | 25 400 Sets |



COLOUR. black 050, pure white 069, sandstone 269, barley 283, silver grey 338
USE WITH. #10 Rotation Chains - Plastic or Metal, #10 Chain Stopper - Ball

CHAIN TENSIONERS & SCREWS
Recess Fix

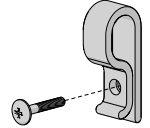
| | |
|-------|------------------|
| CODE. | RB91-1322-xxx000 |
| PACK. | 25 400 Sets |



COLOUR. black 050, pure white 069, sandstone 269, barley 283, silver grey 338
USE WITH. #10 Rotation Chains - Plastic or Metal, #10 Chain Stopper - Ball

CHAIN TENSIONING HOOK 'SMALL' & SCREW
Universal Fix

| | |
|-------|------------------|
| CODE. | SS91-1312-001040 |
| PACK. | 100 2000 Sets |



COLOUR. clear 000 only
USE WITH. #10 Rotation Chains - Plastic or Metal

SAFETY WARNING DEVICE
Hang Tag & Fastening Tie

Price not subject to group discount

| | |
|-------|------------------|
| CODE. | HD91-0105-000002 |
| PACK. | 250 5000 Pcs |

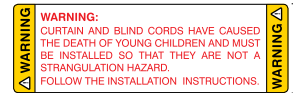


USE WITH. #10 Rotation Chain - Plastic or Metal

SAFETY WARNING DEVICE
Packaging Sticker Label


Price not subject to group discount

| | |
|-------|------------------|
| CODE. | HD91-0116-000001 |
| PACK. | 500 5000 Pcs |



CHAIN TENSIONER | UNIVERSAL

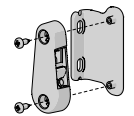
| | |
|-------|------------------|
| CODE. | RB91-1325-xxx000 |
| PACK. | 50 1000 Pcs |



COLOUR. pure white 069, clear 001, black 050
USE WITH. #10 Rotation Chains - Plastic or Metal

CHAINHOLD TD TENSIONER + SCREWS

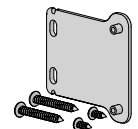
| | |
|-------|------------------|
| CODE. | RB91-1331-069000 |
| PACK. | 25 400 Sets |



COLOUR. pure white 069
USE WITH. #10 Rotation Chains - Plastic or Metal

CHAINHOLD SIDE FIX BRACKET + SCREWS
INDENT

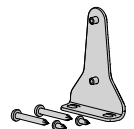
| | |
|-------|------------------|
| CODE. | RB91-1338-001310 |
| PACK. | 1 200 Sets |



COLOUR. clear 001
USE WITH. Chainhold TD Tensioner

CHAINHOLD FLOOR FIX BRACKET + SCREWS
INDENT

| | |
|-------|------------------|
| CODE. | RB91-1338-001210 |
| PACK. | 1 200 |



COLOUR. clear 001
USE WITH. Chainhold TD Tensioner