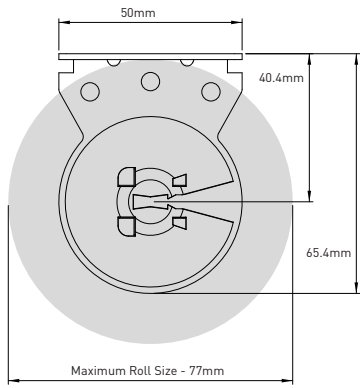





SPECIFICATIONS: S40/45 SPRING SYSTEM INFORMATION

MAX ROLL



TUBE CAPACITY CHART



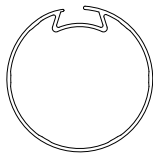
DEDUCTIONS



	IDLE END SIDE	CONTROL SIDE	OVERALL DEDUCTION
VX Brackets 40p - No Covers	15.0mm (0.59")	15.0mm (0.59")	30.0mm (1.18")
VX Brackets 40 p - with Cover Caps	16.0mm (0.62")	16.0mm (0.62")	32.0mm (1.25")
Combo Brackets	15.0mm (0.59")	15.0mm (0.59")	30.0mm (1.18")

ALUMINIUM TUBES

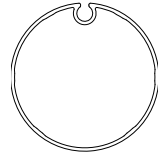
S40 RANGE



S40 | 39SPLINE

Aluminium Tube

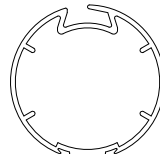
CODE: RB91-0237-000480  
with D/S tape RB91-6237-000480  
O.D: 39mm  
Length: 4.8 metres



S40 | 39KEYWAY

Aluminium Tube

CODE: RB91-0238-000550  
with D/S tape RB91-6238-000550  
O.D: 39mm  
Length: 5.5 metres

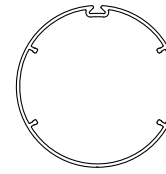


S40 | 40 HEAVY DUTY

Aluminium Tube

CODE: RB91-0240-000550  
O.D: 40mm  
Length: 5.5 metres

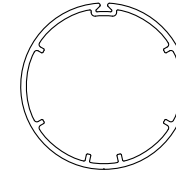
S45 RANGE



S45 LIGHT

T-Spline Tube

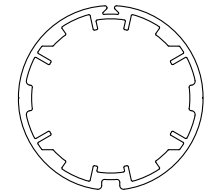
CODE: RB93-0443-000580  
with D/S tape RB93-6443-000580  
O.D: 43mm  
Length: 5.8 metres



S45 STANDARD

T-Spline Tube

CODE: RB93-0444-000580  
with D/S tape RB93-6444-000580  
O.D: 44mm  
Length: 5.8 metres



S45 HEAVY DUTY

T-Spline Tube

CODE: RB93-0449-000580  
with D/S tape RB93-6449-000580  
O.D: 49mm  
Length: 5.8 metres

SPRING	SIZE	LENGTH	MINIMUM BLIND WIDTH
Stop Spring S40 & S45	Junior	471mm	543mm
	Standard	696mm	768mm
NO Stop Spring S40 & S45	Junior	471mm	543mm
	Standard	696mm	768mm