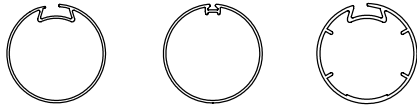


# ALUMINIUM TUBES

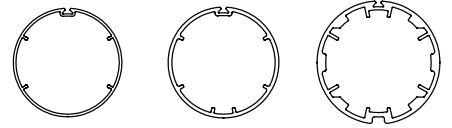
## TECHNICAL DATA

### S40



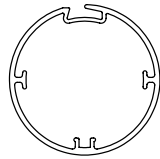
TYPE		39 SPLINE	T-SPLINE	HD
O.D.		39.0mm	39.4mm	40.0mm
D/S TAPE		✓	✓	-
T-SPLINE		-	✓	-
9mm FLAT SPLINE		✓	-	✓
CHAIN	RB07	✓	✓	✓
	RB08	✓	✓	✓
	RB09	-	-	-
MOTOR	0.7, 1.1Nm	-	✓	-
	2.0,3.0,6.0Nm	-	-	-
SPRING	ESU	-	-	-

### S45



TYPE		LIGHT	STD	HD
O.D.		43.0mm	44.0mm	49.0mm
D/S TAPE		✓	✓	✓
T-SPLINE		✓	✓	✓
9mm FLAT SPLINE		-	-	-
CHAIN	RB07	✓	✓	✓
	RB08	✓	✓	✓
	RB09	✓	✓	✓
MOTOR	0.7, 1.1Nm	✓	✓	✓
	2.0,3.0,6.0Nm	✓	✓	✓
SPRING	ESU	✓	✓	✓

### S60



TYPE		S60
O.D.		60.0mm
D/S TAPE		✓
T-SPLINE		-
9mm FLAT SPLINE		✓
CHAIN	RB07	-
	RB08	-
	RB09	✓
MOTOR	0.7, 1.1, 2.0Nm	-
	3.0,6.0Nm	✓
SPRING	ESU	-